



Қазақстан Республикасы
Ұлттық экономика министрлігі
Статистика комитеті

www.stat.gov.kz

Small and medium enterprises in the Republic of Kazakhstan

2011-2015



Astana 2016

Ministry of National Economy of the Republic of Kazakhstan
Committee on Statistics

In accordance with the «Civil Code of the Republic of Kazakhstan (special part),» the material is not subject to reproduction (copying), using the statistical information in the publications (editions); reference to the Committee on Statistics of the Ministry of National Economy of the Republic of Kazakhstan is obligatory.

Small and medium enterprises in the Republic of Kazakhstan 2011-2015

Statistical collection

Astana 2016

«Small and medium enterprises in the Republic of Kazakhstan» / Statistical yearbook /
English version / 59 pages

Committee on Statistics of the Ministry of National Economy of the Republic of
Kazakhstan

Chief editor Aidapkelov N.S.

Yearbook is available on the web-site www.stat.gov.kz of Committee on Statistics of the
Ministry of National Economy of the Republic of Kazakhstan.

Address: Republic of Kazakhstan, 010000 Astana city, Orynbor street, 8
House of Ministries, 4th entrance
Committee on Statistics of the Ministry of National Economy of the Republic of Kazakhstan
Information service: +7 7172 749010, 749011
Fax: +7 7172 749546
Email: kazstat.rk@gmail.com
Web-site: <http://www.stat.gov.kz>

Conventions:

- – fact of absence

0,0 – insignificant value

... – data is not available

In some cases minor discrepancies between totals and sum due to rounding of data.

Introduction

This yearbook contains indicators of development of small and medium enterprises, their structure and dynamics.

According to Entrepreneur Code of the Republic of Kazakhstan dated October 29, 2015 № 375-V for state statistical purposes provided the use of the criteria for small and medium-sized enterprises only in the average number of employees.

The yearbook shows the comparability of dynamic series.

Statistical Yearbook is designed for a wide range of users: top management personnel, employees of the management, financial and economic departments of enterprises and organizations, scientific, business and banking communities, faculty members of teaching staff and students of economic universities and other interested parties.

Contents

1. The current state of small and medium enterprises (SMEs), in 2015.....	5
2. Dynamic of development of small and medium enterprises (SMEs).....	25
Brief methodological explanations.....	58

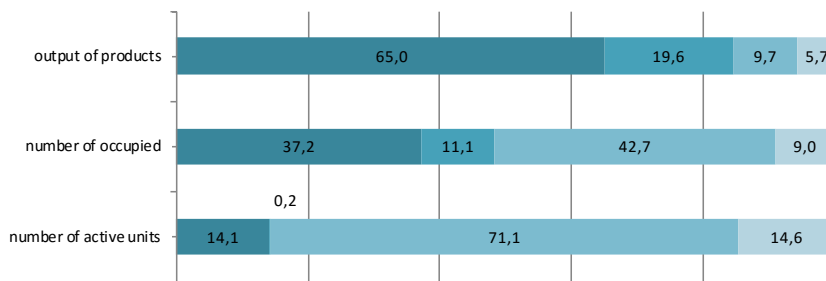
1. The current state of small and medium enterprises (SMEs), in 2015

1.1 Indicators of performance of SME units

	Number of active SMEs, units	Number of occupied, persons	Output of products (goods and services), mln. KZT
Republic of Kazakhstan	1 242 579	3 183 844	15 699 405
Akmolinskaya	46 256	133 991	481 256
Aktubinskaya	50 212	140 875	636 783
Almatinskaya	117 332	255 898	854 769
Atyrauskaya	46 687	127 386	869 820
Zapadno-Kazakhstanskaya	39 588	105 996	1 006 828
Zhambylskaya	63 511	126 767	337 936
Karagandinskaya	85 906	235 093	717 269
Kostanaiskaya	60 252	159 665	482 159
Kyzylordinskaya	41 474	86 610	236 518
Mangystauskaya	46 488	111 665	640 770
Yuzhno-Kazakhstanskaya	183 367	329 043	848 239
Pavlodarskaya	44 264	132 033	611 951
Severo-Kazakhstanskaya	34 306	104 696	334 893
Vostochno-Kazakhstanskaya	98 617	236 169	615 114
Astana city	99 186	290 273	3 359 227
Almaty city	185 133	607 684	3 665 873

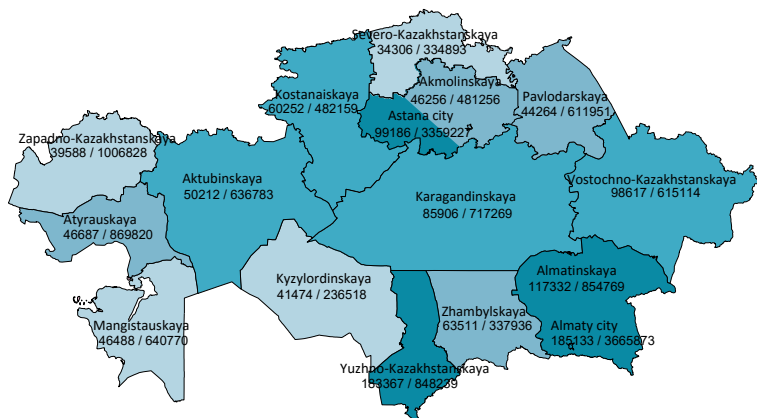
Structure of performance indicators of SMEs

In percentages

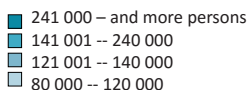


■ legal entity of small business ■ legal entity of medium business ■ individual entrepreneurs ■ peasant (farm) enterprises

Key performance indicators of SME units by regions



Distribution of number occupied by regions



Number of active SMEs, units /output of products, mln. KZT

1.2 Performance indicators of SME units

	Number, units	Number of occupied, persons	Output of products (goods and services), mln. KZT
Republic of Kazakhstan	178 576	1 536 965	13 276 625
Akmolinskaya	4 953	67 412	362 959
Aktubinskaya	7 164	71 006	544 697
Almatinskaya	6 561	81 867	576 347
Atyrauskaya	6 044	66 279	766 731
Zapadno-Kazakhstanskaya	4 360	44 843	891 067
Zhambylskaya	3 952	36 985	211 740
Karagandinskaya	14 085	111 953	548 974
Kostanaiskaya	6 042	71 990	354 188
Kyzylordinskaya	4 510	37 728	190 560
Mangistauskaya	6 017	55 589	579 093
Yuzhno-Kazakhstanskaya	12 786	111 123	595 936
Pavlodarskaya	6 845	63 277	508 908
Severo-Kazakhstanskaya	3 912	54 343	238 245
Vostochno-Kazakhstanskaya	8 237	93 752	421 133
Astana city	27 050	170 456	3 161 544
Almaty city	56 058	398 362	3 324 503

1.3 Performance indicators of individual entrepreneurs

	Number, units	Number of occupied, persons	Output of products (goods and services), mln. KZT
Republic of Kazakhstan	882 849	1 360 338	1 518 237
Akmolinskaya	37 770	59 903	77 403
Aktubinskaya	38 828	61 103	55 162

Continued

	Number, units	Number of occupied, persons	Output of products (goods and services), mln. KZT
Almatinskaya	65 508	95 598	92 864
Atyrauskaya	38 715	58 637	87 966
Zapadno-Kazakhstanskaya	30 884	53 422	83 309
Zhambylskaya	43 771	56 489	39 447
Karagandinskaya	65 266	110 187	101 887
Kostanaiskaya	49 569	78 477	64 811
Kyzylordinskaya	34 173	44 398	30 437
Mangistauskaya	39 253	54 850	57 662
Yuzhno-Kazakhstanskaya	102 174	126 090	107 552
Pavlodarskaya	34 064	62 154	51 238
Severo-Kazakhstanskaya	27 571	47 542	42 366
Vostochno-Kazakhstanskaya	74 467	122 360	87 204
Astana city	72 132	119 813	197 655
Almaty city	128 704	209 315	341 274

1.4 Indicators of peasant (farm) enterprises (PFE)

	Number, units	Number of occupied, persons	Output of products (goods and services), mln. KZT
Republic of Kazakhstan	181 154	286 541	904 543
Akmolinskaya	3 533	6 676	40 894
Aktubinskaya	4 220	8 766	36 924
Almatinskaya	45 263	78 433	185 558
Atyrauskaya	1 928	2 470	15 123
Zapadno-Kazakhstanskaya	4 344	7 731	32 452
Zhambylskaya	15 788	33 293	86 749
Karagandinskaya	6 555	12 953	66 408
Kostanaiskaya	4 641	9 198	63 160
Kyzylordinskaya	2 791	4 484	15 521
Mangistauskaya	1 218	1 226	4 015
Yuzhno-Kazakhstanskaya	68 407	91 830	144 751
Pavlodarskaya	3 355	6 602	51 805
Severo-Kazakhstanskaya	2 823	2 811	54 282
Vostochno-Kazakhstanskaya	15 913	20 057	106 777
Astana city	4	4	28
Almaty city	371	7	96

1.5 Performance indicators of SME units by economic activity

	Number of active SMEs, units	Number of occupied, persons	Output of products (goods and services), mln. KZT
Total	1 242 579	3 183 844	15 699 405
Agriculture, forestry and fishing	213 069	412 077	1 298 194
Industry	42 562	307 329	3 128 662
Mining and quarrying	1 948	29 428	1 193 664
Manufacturing	38 069	241 439	1 675 776
Electricity, gas, steam and air conditioning	794	13 966	189 439
Water supply; sewerage, waste management and remediation activities	1 751	22 496	69 783
Construction	49 801	280 734	3 033 443
Wholesale and retail trade; repair of motor vehicles and motorcycles	493 850	985 247	3 583 059
Transportation and storage	88 815	195 733	877 433

			Continued
	Number of active SMEs, units	Number of occupied, persons	Output of products (goods and services), mln. KZT
Information and communication	14 943	53 086	326 353
Accommodation and food service activities	29 789	108 411	228 437
Real estate activities	70 519	168 860	701 240
Professional, scientific and technical activities	32 873	143 183	1 116 794
Administrative and support service activities	33 558	138 888	484 710
Education	9 439	50 632	102 703
Health care and social services	7 605	48 028	108 286
Arts, entertainment and recreation	7 852	49 773	116 595
Other service activities	147 904	241 863	593 496

1.6 Performance indicators of SME units by economic activity

	Number, units	Number of occupied, persons	Output of products (goods and services), mln. KZT
Total	178 576	1 536 965	13 276 625
Agriculture, forestry and fishing	6 624	99 412	391 056
Industry	16 386	252 678	3 068 097
Mining and quarrying	1 891	29 252	1 192 893
Manufacturing	12 822	188 671	1 617 492
Electricity, gas, steam and air conditioning	625	13 447	189 018
Water supply; sewerage, waste management and remediation activities	1 048	21 308	68 694
Construction	31 436	249 657	2 993 941
Wholesale and retail trade; repair of motor vehicles and motorcycles	54 673	314 198	2 872 857
Transportation and storage	8 388	88 497	773 735
Information and communication	5 337	38 619	313 500
Accommodation and food service activities	2 994	40 093	167 447
Real estate activities	7 214	73 104	468 068
Professional, scientific and technical activities	15 011	116 151	1 083 911
Administrative and support service activities	9 215	100 778	409 402
Education	3 813	39 959	97 617
Health care and social services	2 695	38 553	103 596
Arts, entertainment and recreation	1 369	39 576	107 508
Other service activities	13 421	45 690	425 890

1.7 Performance indicators of SME units by economic activity

	Number, units	Number of occupied, persons	Output of products (goods and services), mln. KZT
Total	882 849	1 360 338	1 518 237
Agriculture, forestry and fishing	25 291	26 124	2 595
Industry	26 176	54 651	60 565
Mining and quarrying	57	176	771
Manufacturing	25 247	52 768	58 284

Continued

	Number, units	Number of occupied, persons	Output of products (goods and services), mln. KZT
Electricity, gas, steam and air conditioning	169	519	421
Water supply; sewerage, waste management and remediation activities	703	1 188	1 089
Construction	18 365	31 077	39 502
Wholesale and retail trade; repair of motor vehicles and motorcycles	439 177	671 049	710 202
Transportation and storage	80 427	107 236	103 698
Information and communication	9 606	14 467	12 853
Accommodation and food service activities	26 795	68 318	60 990
Real estate activities	63 305	95 756	233 172
Professional, scientific and technical activities	17 862	27 032	32 883
Administrative and support service activities	24 343	38 110	75 308
Education	5 626	10 673	5 086
Health care and social services	4 910	9 475	4 690
Arts, entertainment and recreation	6 483	10 197	9 087
Other service activities	134 483	196 173	167 606

1.8 Indices of performance indicators of SME units

In percentages

	Number of active SME units	Number of occupied	Output of products (goods and services)
Republic of Kazakhstan	99,6	105,4	94,5
Akmolinskaya	94,1	99,7	113,6
Aktubinskaya	97,4	103,3	108,0
Almatinskaya	99,3	102,8	96,1
Atyrauskaya	96,6	114,2	130,5
Zapadno-Kazakhstanskaya	99,5	101,8	81,7
Zhambylskaya	101,3	94,5	100,3
Karagandinskaya	98,6	100,2	101,8
Kostanaiskaya	93,4	97,4	90,0
Kyzylordinskaya	100,5	100,5	89,4
Mangistauskaya	98,9	106,4	87,0
Yuzhno-Kazakhstanskaya	94,1	101,3	105,8
Pavlodarskaya	103,4	102,8	107,3
Severo-Kazakhstanskaya	98,0	98,0	100,5
Vostochno-Kazakhstanskaya	103,5	99,7	104,7
Astana city	106,4	108,7	85,0
Almaty city	105,0	122,2	90,7

1.9 Indices of indicators of SME units

In percentages

	Number	Number of occupied	Output of products (goods and services)
Republic of Kazakhstan	114,2	112,6	90,2
Akmolinskaya	123,0	104,2	106,1
Aktubinskaya	112,2	106,6	107,6
Almatinskaya	111,4	114,6	88,1
Atyrauskaya	106,8	135,9	129,7
Zapadno-Kazakhstanskaya	102,7	103,1	78,0
Zhambylskaya	114,4	103,3	91,1
Karagandinskaya	109,3	102,0	95,2

			Continued
	Number	Number of occupied	Output of products (goods and services)
Kostanaiskaya	108,6	99,2	84,8
Kyzylordinskaya	111,1	100,2	82,6
Mangistauskaya	110,5	110,8	84,3
Yuzhno-Kazakhstanskaya	99,7	105,8	101,6
Pavlodarskaya	115,6	104,7	106,2
Severo-Kazakhstanskaya	111,9	101,1	97,9
Vostochno-Kazakhstanskaya	104,3	97,9	103,5
Astana city	117,6	111,4	82,5
Almaty city	122,9	134,3	86,6

1.10 Indices of indicators of individual entrepreneurs

			In percentages
	Number	Number of occupied	Output of products (goods and services)
Republic of Kazakhstan	97,6	101,1	146,4
Akmolinskaya	91,8	96,4	184,9
Aktubinskaya	95,2	100,1	114,6
Almatinskaya	98,2	102,7	184,5
Atyrauskaya	94,8	97,1	142,9
Zapadno-Kazakhstanskaya	97,5	101,1	151,7
Zhambylskaya	101,4	103,1	152,1
Karagandinskaya	96,2	99,5	142,3
Kostanaiskaya	91,9	96,3	107,5
Kyzylordinskaya	99,2	100,0	133,2
Mangistauskaya	97,4	102,1	123,1
Yuzhno-Kazakhstanskaya	96,4	99,4	157,6
Pavlodarskaya	101,8	102,0	104,0
Severo-Kazakhstanskaya	96,7	99,1	109,0
Vostochno-Kazakhstanskaya	99,3	101,3	117,0
Astana city	102,7	105,2	169,1
Almaty city	98,9	104,4	165,7

1.11 Indices of indicators of PFE (peasant farm enterprise)

			In percentages
	Number	Number of occupied	Output of products (goods and services)
Republic of Kazakhstan	97,2	92,6	104,7
Akmolinskaya	88,2	88,4	103,2
Aktubinskaya	95,6	99,4	104,3
Almatinskaya	99,3	92,9	100,1
Atyrauskaya	104,6	100,9	109,3
Zapadno-Kazakhstanskaya	112,4	98,8	91,8
Zhambylskaya	98,1	76,5	110,4
Karagandinskaya	102,9	91,1	118,4
Kostanaiskaya	92,3	92,2	109,4
Kyzylordinskaya	102,0	107,3	142,8
Mangistauskaya	99,5	118,5	137,4
Yuzhno-Kazakhstanskaya	90,1	98,9	98,3
Pavlodarskaya	97,8	93,7	122,8
Severo-Kazakhstanskaya	93,7	54,8	106,8
Vostochno-Kazakhstanskaya	128,7	98,4	100,5
Astana city	44,4	50,0	91,2
Almaty city	70,1	31,8	58,5

1.12 Indices of performance indicators of SME units by economic activity

	In percentages		
	Number of active SME units	Number of occupied	Output of products (goods and services)
Total	99,6	105,4	94,5
Agriculture, forestry and fishing	99,1	96,2	103,1
Industry	108,2	109,5	84,0
Mining and quarrying	119,7	118,4	71,7
Manufacturing	107,1	112,3	100,0
Electricity, gas, steam and air conditioning	124,1	83,0	63,2
Water supply; sewerage, waste management and remediation activities	113,3	93,7	82,6
Construction	110,0	116,4	100,9
Wholesale and retail trade; repair of motor vehicles and motorcycles	97,2	102,6	89,9
Transportation and storage	93,7	102,8	59,6
Information and communication	104,2	110,3	110,8
Accommodation and food service activities	100,7	109,0	127,3
Real estate activities	99,4	104,8	126,3
Professional, scientific and technical activities	98,9	108,5	107,1
Administrative and support service activities	96,7	109,7	120,1
Education	116,2	140,2	108,2
Health care and social services	106,2	117,1	108,4
Arts, entertainment and recreation	104,7	80,7	94,2
Other service activities	106,6	113,4	156,8

1.13 Indices of performance indicators of SME units by economic activity

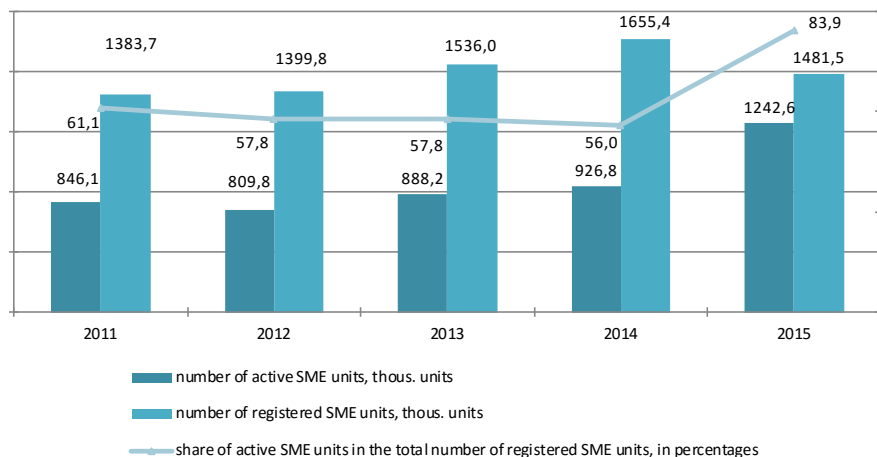
	In percentages		
	Number	Number of occupied	Output of products (goods and services)
Total	114,2	112,6	90,2
Agriculture, forestry and fishing	107,3	103,8	99,5
Industry	118,2	110,3	83,4
Mining and quarrying	121,1	118,4	71,7
Manufacturing	117,5	114,2	99,0
Electricity, gas, steam and air conditioning	121,6	82,4	63,1
Water supply; sewerage, waste management and remediation activities	120,3	92,9	82,0
Construction	111,9	117,0	100,5
Wholesale and retail trade; repair of motor vehicles and motorcycles	112,4	111,7	82,9
Transportation and storage	116,3	113,4	55,6
Information and communication	116,6	113,2	109,8
Accommodation and food service activities	124,1	120,8	118,9
Real estate activities	110,6	107,1	107,8

			Continued
	Number	Number of occupied	Output of products (goods and services)
Professional, scientific and technical activities	111,3	111,7	106,0
Administrative and support service activities	113,3	116,2	113,9
Education	121,7	144,6	106,0
Health care and social services	116,0	119,7	107,1
Arts, entertainment and recreation	126,4	76,6	93,0
Other service activities	125,4	151,1	161,2

1.14 Indices of performance indicators of individual entrepreneurs by economic activity

			In percentages
	Number	Number of occupied	Output of products (goods and services)
Total	97,6	101,1	146,4
Agriculture, forestry and fishing	112,4	111,6	124,6
Industry	102,7	105,8	138,9
Mining and quarrying	86,4	108,6	103,3
Manufacturing	102,5	105,7	139,3
Electricity, gas, steam and air conditioning	134,1	101,4	123,0
Water supply; sewerage, waste management and remediation activities	104,1	111,1	158,3
Construction	106,9	112,2	143,9
Wholesale and retail trade; repair of motor vehicles and motorcycles	95,6	98,9	136,1
Transportation and storage	91,8	95,4	128,8
Information and communication	98,4	103,4	144,4
Accommodation and food service activities	98,6	103,0	157,7
Real estate activities	98,3	103,1	193,0
Professional, scientific and technical activities	90,4	96,3	160,7
Administrative and support service activities	91,7	95,4	170,7
Education	112,8	125,8	183,3
Health care and social services	101,4	107,7	148,8
Arts, entertainment and recreation	101,0	102,0	111,4
Other service activities	105,0	107,1	146,6

The share of active SME units in the total number of registered small and medium enterprises



1.15 Number of registered SMEs

units

	Registered business entities, in total	Registered SMEs			
		Total	Including		
			SMEs	Individual entrepreneurs	peasant (farm) enterprises
Republic of Kazakhstan	1 541 098	1 481 454	300 643	991 963	188 848
Akmolinskaya	59 654	56 111	8 450	43 867	3 794
Aktubinskaya	60 800	58 202	11 882	41 956	4 364
Almatinskaya	144 214	139 330	13 213	76 001	50 116
Atyrauskaya	54 260	52 344	8 446	41 939	1 959
Zapadno-Kazakhstanskaya	47 907	45 386	6 831	34 036	4 519
Zhambylskaya	76 896	73 940	7 076	50 842	16 022
Karagandinskaya	104 992	100 490	21 203	72 385	6 902
Kostanaiskaya	72 835	69 259	9 525	54 897	4 837
Kyzylordinskaya	49 323	46 684	6 337	37 508	2 839
Mangistauskaya	55 636	53 710	10 640	41 814	1 256
Yuzhno-Kazakhstanskaya	215 524	209 875	24 740	116 547	68 588
Pavlodarskaya	55 061	52 279	9 965	38 695	3 619
Severo-Kazakhstanskaya	43 021	40 042	6 569	30 616	2 857
Vostochno-Kazakhstanskaya	123 407	118 673	15 125	86 777	16 771
Astana city	127 954	124 044	45 234	78 803	7
Almaty city	249 614	241 085	95 407	145 280	398

1.16 Number of registered SME units by economic activity

units

	Registered business entities, in total	Registered SMEs			
		Total	Including		
			SMEs	Individual entrepreneurs	peasant (farm) enterprises
Total	1 541 098	1 481 454	300 643	991 963	188 848
Agriculture, forestry and fishing	231 074	229 504	11 288	29 368	188 848
Industry	55 860	54 571	25 761	28 810	-
Mining and quarrying	3 046	2 937	2 872	65	-
Manufacturing	48 522	48 095	20 293	27 802	-
Electricity, gas, steam and air conditioning	1 336	1 138	962	176	-
Water supply; sewerage, waste management and remediation activities	2 956	2 401	1 634	767	-
Construction	71 925	71 614	50 810	20 804	-
Wholesale and retail trade; repair of motor vehicles and motorcycles	590 969	590 492	106 416	484 076	-
Transportation and storage	112 841	112 163	13 179	98 984	-
Information and communication	19 576	19 303	8 357	10 946	-
Accommodation and food service activities	35 998	35 922	4 535	31 387	-
Real estate activities	85 192	78 302	9 765	68 537	-
Professional, scientific and technical activities	47 723	46 247	25 052	21 195	-
Administrative and support service activities	42 922	42 370	14 081	28 289	-
Education	25 248	11 073	5 194	5 879	-
Health care and social services	11 059	8 887	3 724	5 163	-
Arts, entertainment and recreation	13 343	10 586	2 507	8 079	-
Other service activities	197 368	170 420	19 974	150 446	-

1.17 Number of active SMEs

units

	Active business entities, in total	Active SMEs			
		Total	Including		
			SMEs	Individual entrepreneurs	peasant (farm) enterprises
Republic of Kazakhstan	1 285 658	1 242 579	178 576	882 849	181 154
Akmolinskaya	48 877	46 256	4 953	37 770	3 533
Aktubinskaya	52 238	50 212	7 164	38 828	4 220
Almatinskaya	120 830	117 332	6 561	65 508	45 263
Atyrauskaya	48 062	46 687	6 044	38 715	1 928
Zapadno-Kazakhstanskaya	41 656	39 588	4 360	30 884	4 344
Zhambylskaya	65 873	63 511	3 952	43 771	15 788
Karagandinskaya	89 470	85 906	14 085	65 266	6 555
Kostanaiskaya	63 071	60 252	6 042	49 569	4 641
Kyzylordinskaya	43 719	41 474	4 510	34 173	2 791
Mangistauskaya	47 809	46 488	6 017	39 253	1 218
Yuzhno-Kazakhstanskaya	187 353	183 367	12 786	102 174	68 407
Pavlodarskaya	46 568	44 264	6 845	34 064	3 355
Severo-Kazakhstanskaya	36 710	34 306	3 912	27 571	2 823
Vostochno-Kazakhstanskaya	102 088	98 617	8 237	74 467	15 913
Astana city	101 450	99 186	27 050	72 132	4
Almaty city	189 884	185 133	56 058	128 704	371

1.18 Number of active SMEs by economic activity

units

	Active business entities, in total	Active SMEs			
		Total	Including		
			SMEs	Individual entrepreneurs	peasant (farm) enterprises
Total	1 285 658	1 242 579	178 576	882 849	181 154
Agriculture, forestry and fishing	214 003	213 069	6 624	25 291	181 154
Industry	43 539	42 562	16 386	26 176	-
Mining and quarrying	2 054	1 948	1 891	57	-
Manufacturing	38 429	38 069	12 822	25 247	-
Electricity, gas, steam and air conditioning	962	794	625	169	-
Water supply; sewerage, waste management and remediation activities	2 094	1 751	1 048	703	-
Construction	50 047	49 801	31 436	18 365	-
Wholesale and retail trade; repair of motor vehicles and motorcycles	494 125	493 850	54 673	439 177	-
Transportation and storage	89 218	88 815	8 388	80 427	-
Information and communication	15 053	14 943	5 337	9 606	-
Accommodation and food service activities	29 851	29 789	2 994	26 795	-
Real estate activities	74 358	70 519	7 214	63 305	-
Professional, scientific and technical activities	33 784	32 873	15 011	17 862	-
Administrative and support service activities	33 917	33 558	9 215	24 343	-
Education	22 539	9 439	3 813	5 626	-
Health care and social services	9 273	7 605	2 695	4 910	-
Arts, entertainment and recreation	9 971	7 852	1 369	6 483	-
Other service activities	165 980	147 904	13 421	134 483	-

1.19 The share of registered SME units in the total number of registered business entities

In percentages

	Total	Including		
		SMEs	Individual entrepreneurs	peasant (farm) enterprises
Republic of Kazakhstan	96,1	19,5	64,4	12,2
Akmolinskaya	94,1	14,2	73,5	6,4
Aktubinskaya	95,7	19,5	69,0	7,2
Almatinskaya	96,6	9,2	52,7	34,7
Atyrauskaya	96,5	15,6	77,3	3,6
Zapadno-Kazakhstanskaya	94,7	14,3	71,0	9,4
Zhambylskaya	96,2	9,2	66,1	20,9
Karagandinskaya	95,7	20,2	68,9	6,6
Kostanaiskaya	95,1	13,1	75,4	6,6
Kyzylordinskaya	94,6	12,8	76,0	5,8
Mangistauskaya	96,5	19,1	75,1	2,3
Yuzhno-Kazakhstanskaya	97,4	11,5	54,1	31,8
Pavlodarskaya	94,9	18,1	70,3	6,5
Severo-Kazakhstanskaya	93,1	15,3	71,2	6,6
Vostochno-Kazakhstanskaya	96,2	12,3	70,3	13,6
Astana city	96,9	35,3	61,6	0,0
Almaty city	96,6	38,2	58,2	0,2

1.20 The share of active SME units in the total number of active business entities

In percentages

	Total	Including		
		SMEs	Individual entrepreneurs	peasant (farm) enterprises
Republic of Kazakhstan	96,6	13,9	68,6	14,1
Akmolinskaya	94,6	10,1	77,3	7,2
Aktubinskaya	96,1	13,7	74,3	8,1
Almatinskaya	97,1	5,4	54,2	37,5
Atyrauskaya	97,1	12,6	80,5	4,0
Zapadno-Kazakhstanskaya	95,0	10,5	74,1	10,4
Zhambylskaya	96,4	6,0	66,4	24,0
Karagandinskaya	96,0	15,7	73,0	7,3
Kostanaiskaya	95,5	9,6	78,6	7,3
Kyzylordinskaya	94,9	10,3	78,2	6,4
Mangistauskaya	97,2	12,6	82,1	2,5
Yuzhno-Kazakhstanskaya	97,9	6,8	54,6	36,5
Pavlodarskaya	95,1	14,7	73,2	7,2
Severo-Kazakhstanskaya	93,5	10,7	75,1	7,7
Vostochno-Kazakhstanskaya	96,6	8,1	72,9	15,6
Astana city	97,8	26,7	71,1	0,0
Almaty city	97,5	29,5	67,8	0,2

1.21 The share of registered SME units in the total number of registered business entities by economic activity

In percentages

	Total	Including		
		SMEs	Individual entrepreneurs	peasant (farm) enterprises
Total	96,1	19,5	64,4	12,2
Agriculture, forestry and fishing	99,3	4,9	12,7	81,7
Industry	97,7	46,1	51,6	-
Mining and quarrying	96,4	94,3	2,1	-
Manufacturing	99,1	41,8	57,3	-
Electricity, gas, steam and air conditioning	85,2	72,0	13,2	-
Water supply; sewerage, waste management and remediation activities	81,2	55,3	25,9	-
Construction	99,6	70,7	28,9	-
Wholesale and retail trade; repair of motor vehicles and motorcycles	99,9	18,0	81,9	-
Transportation and storage	99,4	11,7	87,7	-
Information and communication	98,6	42,7	55,9	-
Accommodation and food service activities	99,8	12,6	87,2	-
Real estate activities	91,9	11,5	80,4	-
Professional, scientific and technical activities	96,9	52,5	44,4	-
Administrative and support service activities	98,7	32,8	65,9	-
Education	43,9	20,6	23,3	-
Health care and social services	80,4	33,7	46,7	-
Arts, entertainment and recreation	79,3	18,8	60,5	-
Other service activities	86,3	10,1	76,2	-

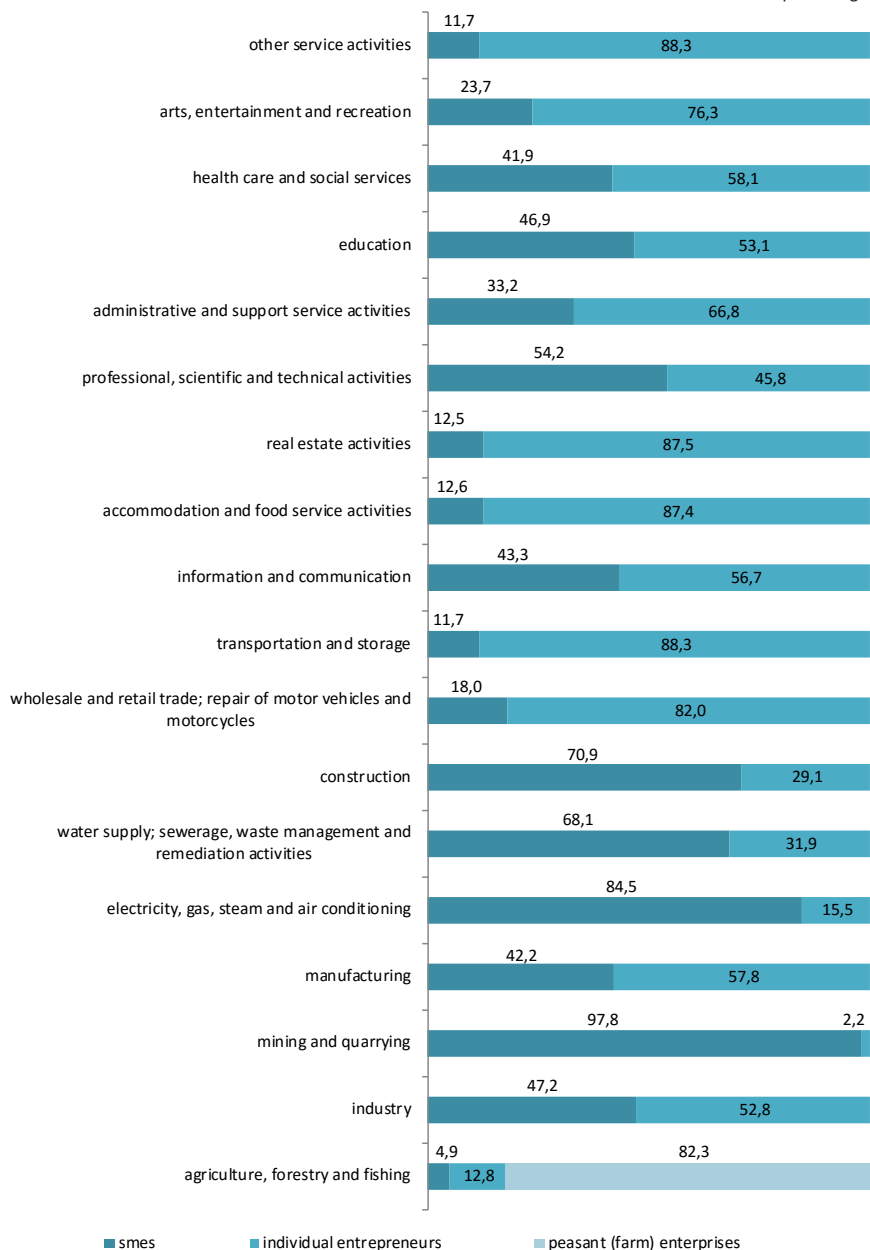
1.22 The share of active SME units in the total number of active business entities by economic activity

In percentages

	Total	Including		
		SMEs	Individual entrepreneurs	peasant (farm) enterprises
Total	96,6	13,9	68,6	14,1
Agriculture, forestry and fishing	99,6	3,1	11,8	84,7
Industry	97,8	37,7	60,1	-
Mining and quarrying	94,8	92	2,8	-
Manufacturing	99,1	33,4	65,7	-
Electricity, gas, steam and air conditioning	82,5	65	17,5	-
Water supply; sewerage, waste management and remediation activities	83,6	50	33,6	-
Construction	99,5	62,8	36,7	-
Wholesale and retail trade; repair of motor vehicles and motorcycles	99,9	11	88,9	-
Transportation and storage	99,5	9,4	90,1	-
Information and communication	99,3	35,5	89,8	-
Accommodation and food service activities	99,8	10	63,8	-
Real estate activities	94,8	9,7	85,1	-
Professional, scientific and technical activities	97,3	44,4	52,9	-
Administrative and support service activities	98,9	27,2	71,7	-
Education	41,9	16,9	25	-
Health care and social services	82,0	29,1	52,9	-
Arts, entertainment and recreation	78,7	13,7	65	-
Other service activities	89,1	8,1	81	-

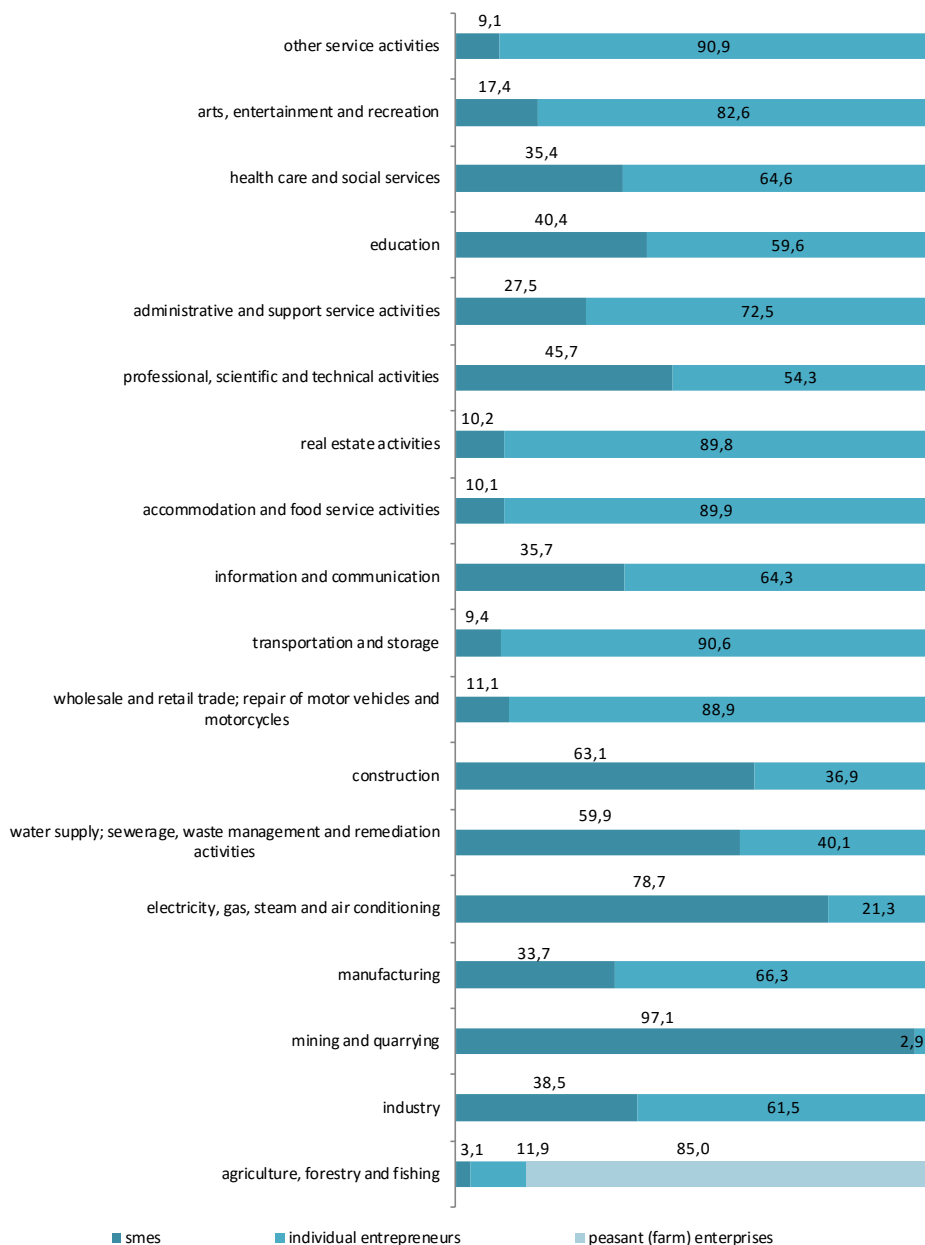
Structure of registered SME units

In percentages



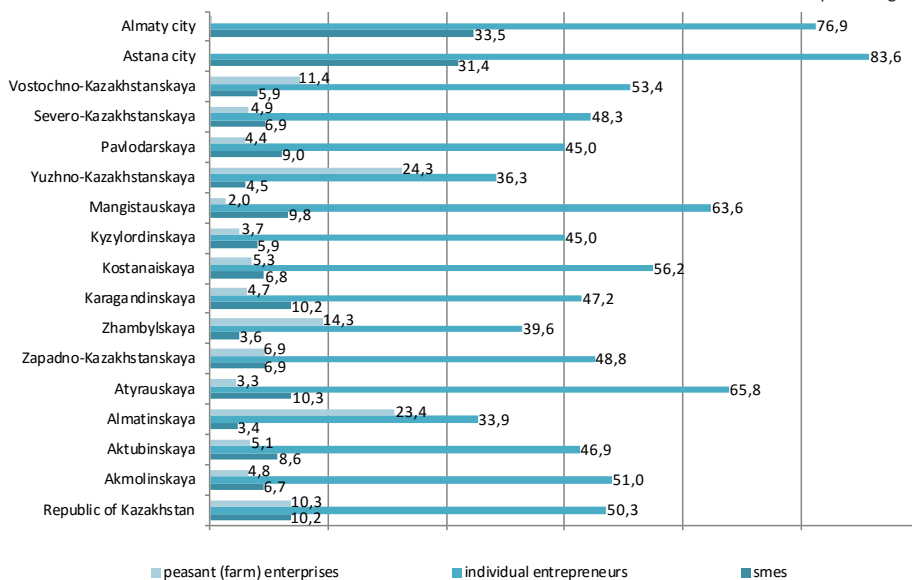
Structure of active SME units

In percentages



Number of active units per 1000 inhabitants by regions of Kazakhstan, 2015.

In percentages



1.23 Number of occupied in SMEs

persons

	Number of occupied, in total	Number of occupied SME units			
		Total	Including		
			On SMEs	In individual entrepreneurship	In peasant (farm) enterprises
Republic of Kazakhstan	8 623 754	3 183 844	1 536 965	1 360 338	286 541
Akmolinskaya	422 986	133 991	67 412	59 903	6 676
Aktubinskaya	419 965	140 875	71 006	61 103	8 766
Almatinskaya	984 442	255 898	81 867	95 598	78 433
Atyrauskaya	296 490	127 386	66 279	58 637	2 470
Zapadno-Kazakhstanskaya	318 757	105 996	44 843	53 422	7 731
Zhambylskaya	512 635	126 767	36 985	56 489	33 293
Karagandinskaya	694 548	235 093	111 953	110 187	12 953
Kostanaiskaya	494 473	159 665	71 990	78 477	9 198
Kyzylordinskaya	308 972	86 610	37 728	44 398	4 484
Mangistauskaya	277 200	111 665	55 589	54 850	1 226
Yuzhno-Kazakhstanskaya	1 152 688	329 043	111 123	126 090	91 830
Pavlodarskaya	418 637	132 033	63 277	62 154	6 602
Severo-Kazakhstanskaya	320 657	104 696	54 343	47 542	2 811
Vostochno-Kazakhstanskaya	696 677	236 169	93 752	122 360	20 057
Astana city	466 087	290 273	170 456	119 813	4
Almaty city	838 540	607 684	398 362	209 315	7

1.24 Number of occupied SMEs by economic activity

persons

	Number of occupied, in total	Number of occupied SME units			
		Total	including		
			On SMEs	In individual entrepreneurship	In peasant (farm) enterprises
Total	8 623 754	3 183 844	1 536 965	1 360 338	286 541
Agriculture, forestry and fishing	1 553 384	412 077	99 412	26 124	286 541
Industry	1 083 734	307 329	252 678	54 651	-
Mining and quarrying	284 154	29 428	29 252	176	-
Manufacturing	552 558	241 439	188 671	52 768	-
Electricity, gas, steam and air conditioning	165 146	13 966	13 447	519	-
Water supply; sewerage, waste management and remediation activities	81 876	22 496	21 308	1 188	-
Construction	689 452	280 734	249 657	31 077	-
Wholesale and retail trade; repair of motor vehicles and motorcycles	1 260 927	985 247	314 198	671 049	-
Transportation and storage	619 475	195 733	88 497	107 236	-
Information and communication	151 682	53 086	38 619	14 467	-
Accommodation and food service activities	174 230	108 411	40 093	68 318	-
Real estate activities	94 233	168 860	73 104	95 756	-
Professional, scientific and technical activities	221 265	143 183	116 151	27 032	-
Administrative and support service activities	234 296	138 888	100 778	38 110	-
Education	1 012 803	50 632	39 959	10 673	-
Health care and social services	455 335	48 028	38 553	9 475	-
Arts, entertainment and recreation	127 290	49 773	39 576	10 197	-
Other service activities	945 648	241 863	45 690	196 173	-

1.25 The share of occupied in the SME sector in the total number of occupied

In percentages

	All SME units	Including		
		SMEs	Individual entrepreneurs	peasant (farm) enterprises
Republic of Kazakhstan	36,9	17,8	15,8	3,3
Akmolinskaya	31,7	15,9	14,2	1,6
Aktubinskaya	33,5	16,9	14,5	2,1
Almatinskaya	26,0	8,3	9,7	8,0
Atyrauskaya	43,0	22,4	19,8	0,8
Zapadno-Kazakhstanskaya	33,3	14,1	16,8	2,4
Zhambylskaya	24,7	7,2	11,0	6,5
Karagandinskaya	33,8	16,1	15,8	1,9
Kostanaiskaya	32,3	14,5	15,9	1,9
Kyzylordinskaya	28,0	12,2	14,4	1,4
Mangistauskaya	40,3	20,1	19,8	0,4
Yuzhno-Kazakhstanskaya	28,5	9,6	10,9	8,0
Pavlodarskaya	31,5	15,1	14,8	1,6
Severo-Kazakhstanskaya	32,7	17	14,8	0,9
Vostochno-Kazakhstanskaya	33,9	13,5	17,5	2,9
Astana city	62,3	36,6	25,7	0,0
Almaty city	72,5	47,5	25,0	0,0
Arts, entertainment and recreation	79,3	18,8	60,5	-
Other service activities	86,3	10,1	76,2	-

1.26 The share of occupied in the SME sector in the total number of occupied by economic activity

In percentages

	All SME units	Including		
		SMEs	Individual entrepreneurs	peasant (farm) enterprises
Total	36,9	17,8	15,8	3,3
Agriculture, forestry and fishing	26,5	6,4	1,7	18,4
Industry	28,4	23,3	5,1	-
Mining and quarrying	10,4	10,3	0,1	-
Manufacturing	43,7	34,1	9,6	-
Electricity, gas, steam and air conditioning	8,4	8,1	0,3	-
Water supply; sewerage, waste management and remediation activities	27,5	26,0	1,5	-
Construction	40,7	36,2	4,5	-
Wholesale and retail trade; repair of motor vehicles and motorcycles	78,1	24,9	53,2	-
Transportation and storage	31,6	14,3	17,3	-
Information and communication	35,0	25,5	9,5	-
Accommodation and food service activities	62,2	23,0	39,2	-
Real estate activities	179,2	77,6	101,6	-
Professional, scientific and technical activities	64,7	52,5	12,2	-
Administrative and support service activities	59,3	43,0	16,3	-
Education	5,0	3,9	1,1	-
Health care and social services	10,6	8,5	2,1	-
Arts, entertainment and recreation	39,1	31,1	8,0	-
Other service activities	25,6	4,8	20,8	-

1.27 The share of occupied in the SME sector in the economically active population

	Economically active population, persons	Share, in percentage			
		All SME units	Including		
			SMEs	Individual entrepreneurs	peasant (farm) enterprises
Republic of Kazakhstan	9 074 875	35,1	16,9	15,0	3,2
Akmolinskaya	444 752	30,1	15,1	13,5	1,5
Aktubinskaya	441 574	31,9	16,1	13,8	2
Almatinskaya	1 033 945	24,7	7,9	9,2	7,6
Atyrauskaya	312 215	40,8	21,2	18,8	0,8
Zapadno-Kazakhstanskaya	335 186	31,6	13,4	15,9	2,3
Zhambylskaya	539 324	23,5	6,8	10,5	6,2
Karagandinskaya	730 595	32,2	15,3	15,1	1,8
Kostanaiskaya	520 296	30,7	13,8	15,1	1,8
Kyzylordinskaya	325 207	26,6	11,6	13,6	1,4
Mangistauskaya	292 053	38,2	19,0	18,8	0,4
Yuzhno-Kazakhstanskaya	1 216 553	27,0	9,1	10,4	7,5
Pavlodarskaya	439 615	30,0	14,4	14,1	1,5
Severo-Kazakhstanskaya	337 115	31,0	16,1	14,1	0,8
Vostochno-Kazakhstanskaya	732 527	32,2	12,8	16,7	2,7
Astana city	488 834	59,4	34,9	24,5	0,0
Almaty city	885 084	68,7	45,0	23,7	0,0

1.28 Output of products by SME units

mln. KZT

	All SME units	Including		
		SMEs	Individual entrepreneurs	peasant (farm) enterprises
Republic of Kazakhstan	15 699 405	13 276 625	1 518 237	904 543
Akmolinskaya	481 256	362 959	77 403	40 894
Aktubinskaya	636 783	544 697	55 162	36 924
Almatinskaya	854 769	576 347	92 864	185 558
Atyrauskaya	869 820	766 731	87 966	15 123
Zapadno-Kazakhstanskaya	1 006 828	891 067	83 309	32 452
Zhambylskaya	337 936	211 740	39 447	86 749
Karagandinskaya	717 269	548 974	101 887	66 408
Kostanaiskaya	482 159	354 188	64 811	63 160
Kyzylordinskaya	236 518	190 560	30 437	15 521
Mangistauskaya	640 770	579 093	57 662	4 015
Yuzhno-Kazakhstanskaya	848 239	595 936	107 552	144 751
Pavlodarskaya	611 951	508 908	51 238	51 805
Severo-Kazakhstanskaya	334 893	238 245	42 366	54 282
Vostochno-Kazakhstanskaya	615 114	421 133	87 204	106 777
Astana city	3 359 227	3 161 544	197 655	28
Almaty city	3 665 873	3 324 503	341 274	96

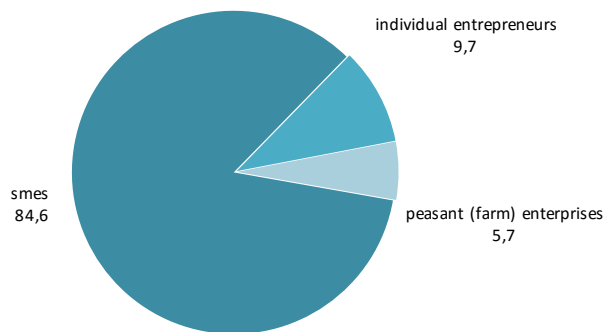
1.29 Output of products by SME units by economic activity

mln. KZT

	All SME units	Including		
		SMEs	Individual entrepreneurs	peasant (farm) enterprises
Total	15 699 405	13 276 625	1 518 237	904 543
Agriculture, forestry and fishing	1 298 194	391 056	2 595	904 543
Industry	3 128 662	3 068 097	60 565	-
Mining and quarrying	1 193 664	1 192 893	771	-
Manufacturing	1 675 776	1 617 492	58 284	-
Electricity, gas, steam and air conditioning	189 439	189 018	421	-
Water supply; sewerage, waste management and remediation activities	69 783	68 694	1 089	-
Construction	3 033 443	2 993 941	39 502	-
Wholesale and retail trade; repair of motor vehicles and motorcycles	3 583 059	2 872 857	710 202	-
Transportation and storage	877 433	773 735	103 698	-
Information and communication	326 353	313 500	12 853	-
Accommodation and food service activities	228 437	167 447	60 990	-
Real estate activities	701 240	468 068	233 172	-
Professional, scientific and technical activities	1 116 794	1 083 911	32 883	-
Administrative and support service activities	484 710	409 402	75 308	-
Education	102 703	97 617	5 086	-
Health care and social services	108 286	103 596	4 690	-
Arts, entertainment and recreation	116 595	107 508	9 087	-
Other service activities	593 496	425 890	167 606	-

Structure of output by SME units

in percentages



2. Dynamic of development of small and medium enterprise (SME)

Main indicators

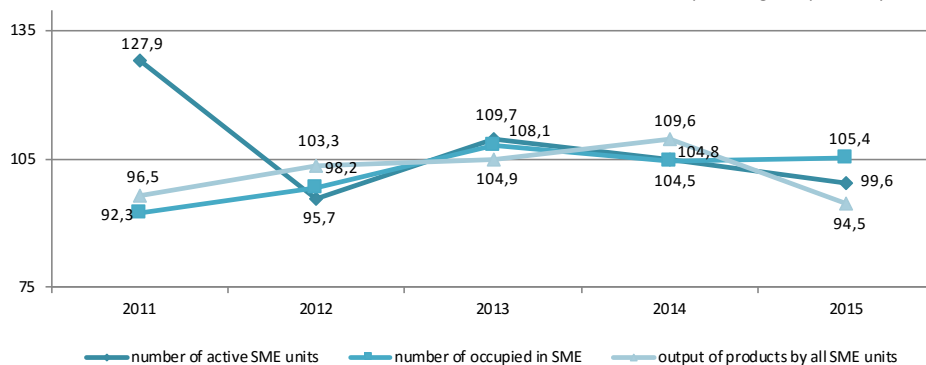
	2005	2006	2007	2008	2009	2010	2011	2012	2013	2014	2015
Evaluation of the contribution of small and medium enterprises in the gross domestic product ¹⁾ , in percentage	10,5	9,8	10,7	16,7	17,7	20,6	17,3	17,1	16,7	25,9	24,9
Registered units of SMEs	742 785	840 000	938 155	1 026 255	934 691	1 196 725	1 383 727	1 399 787	1 535 983	1 655 386	1 481 454
Including:											
Registered enterprises of small business	157 568	172 277	189 671	203 142	213 454	204 989	216 486	229 865	247 745	278 788	297 554
Registered enterprises of medium business	3 738	3 769	4 053	3 770	11 024	11 871	12 659	12 153	12 610	6 057	3 089
Registered individual entrepreneurs	394 672	469 648	549 931	625 488	516 778	793 514	954 506	968 288	1 086 460	1 178 503	991 963
Registered peasant (farm) enterprises	186 807	194 306	194 500	193 855	193 435	186 351	200 076	189 481	189 168	192 038	188 848
The share of registered small and medium enterprises in the total number of registered business entities for the Republic of Kazakhstan, in percentage	91,9	92,1	92,6	93,0	92,7	94,5	95,0	94,9	95,1	95,9	96,1
Active small and medium-sized enterprises, units	507 365	572 738	643 376	707 821	663 374	661 598	846 111	809 750	888 233	926 844	1 242 579
Including:											
active enterprises of small business	50 612	47 756	55 865	58 480	60 601	66 492	64 457	62 888	61 076	74 829	175 679
active enterprises of medium business	2 541	2 678	2 476	4 019	4 160	8 712	9 028	8 388	8 312	4 559	2 897
active individual entrepreneurs	297 234	358 583	415 709	475 841	428 420	416 085	589 640	573 618	660 262	694 759	882 849
Active peasant (farm) enterprises	156 978	163 721	169 326	169 481	170 193	170 309	182 986	164 856	158 583	152 697	181 154
The share of active units of SME in the total number of active business entities for the Republic of Kazakhstan, in percentage	92,1	92,8	93,5	93,9	93,4	94,2	95,4	95,1	95,4	95,9	96,6
Number of occupied in SME	1 875 524	1 951 887	2 121 198	2 152 960	2 296 600	2 630 580	2 427 135	2 383 338	2 576 899	2 810 962	3 183 844
Including:											
Number of occupied in enterprises of small business	533 777	557 884	585 866	464 622	551 308	746 240	539 285	500 591	527 519	849 015	1 185 186
Number of occupied in enterprises of medium business	265 472	267 074	259 122	397 607	405 094	748 240	689 385	675 486	711 788	516 520	351 779
Number of occupied of individual entrepreneurs	571 620	622 667	733 456	828 963	874 356	710 559	771 939	831 425	990 677	1 136 050	1 360 338

	2005	2006	2007	2008	2009	2010	2011	2012	2013	2014	Continued 2015
Number of occupied in peasant (farm) enterprises	504 655	504 262	542 754	461 768	465 842	425 541	426 527	375 836	346 915	309 377	286 541
Output of products by SME units, mln. KZT	1 544 056	1 929 565	2 525 437	4 872 965	5 366 936	7 275 779	7 603 804	8 255 123	9 165 412	15 568 081	15 699 405
including:											
Enterprises of small business	844 632	1 033 438	1 327 126	1 152 071	1 270 715	1 673 528	1 445 158	1 546 428	1 871 067	8 007 342	10 200 061
Enterprises of medium business	309 473	408 014	459 160	2 967 498	3 323 021	4 761 501	4 897 119	5 405 045	5 610 130	5 801 985	3 076 564
Individual entrepreneurs	222 993	302 715	473 648	437 313	371 192	495 074	675 104	754 366	949 816	972 670	1 518 237
Peasant (farm) enterprises	166 956	185 395	265 500	316 083	402 009	345 676	586 424	549 284	734 399	786 084	904 543

¹⁾ The indicator is calculated using the new method.

Dynamics of changes in key performance indicators of SME units

in percentages to previous year



2.1 Number of active SMEs

	2011	2012	2013	2014	2015
units					
	total				
Republic of Kazakhstan	846 111	809 750	888 233	926 844	1 242 579
Akmolinskaya	33 050	32 046	35 097	36 271	46 256
Aktubinskaya	36 052	36 168	39 328	41 237	50 212
Almatinskaya	113 859	100 362	95 863	96 424	117 332
Atyrauskaya	31 366	31 472	33 495	35 560	46 687
Zapadno-Kazakhstanskaya	27 805	28 141	30 337	31 437	39 588
Zhambylskaya	39 916	38 582	43 658	45 713	63 511
Karagandinskaya	56 552	56 987	63 791	67 557	85 906
Kostanaiskaya	42 801	41 464	45 097	46 067	60 252
Kyzylordinskaya	21 803	22 924	27 269	30 377	41 474
Mangistauskaya	27 923	28 678	32 835	35 620	46 488
Yuzhno-Kazakhstanskaya	135 793	111 810	125 682	126 819	183 367
Pavlodarskaya	31 675	30 539	33 783	35 348	44 264
Severo-Kazakhstanskaya	25 125	23 771	25 775	25 888	34 306
Vostochno-Kazakhstanskaya	75 740	72 762	77 951	79 915	98 617
Astana city	49 870	51 871	58 810	64 504	99 186
Almaty city	96 781	102 173	119 462	128 107	185 133
enterprises of small business					
Republic of Kazakhstan	64 457	62 888	61 076	74 829	175 679
Akmolinskaya	2 019	2 156	2 231	2 732	4 828
Aktubinskaya	3 541	3 514	3 527	3 995	7 070
Almatinskaya	4 628	3 233	2 544	3 123	6 423
Atyrauskaya	2 281	2 313	2 171	2 728	5 959
Zapadno-Kazakhstanskaya	1 707	1 809	1 836	2 035	4 277
Zhambylskaya	1 496	1 508	1 456	1 697	3 891
Karagandinskaya	4 567	4 604	4 665	6 019	13 889
Kostanaiskaya	2 681	2 896	3 020	3 378	5 887
Kyzylordinskaya	1 822	2 050	2 106	2 216	4 437
Mangistauskaya	3 014	2 748	2 341	2 638	5 925
Yuzhno-Kazakhstanskaya	5 232	6 568	4 773	6 071	12 635
Pavlodarskaya	2 497	2 731	2 837	3 398	6 743

	Continued				
	2011	2012	2013	2014	2015
Severo-Kazakhstanskaya	1 750	1 821	1 814	2 250	3 772
Vostochno-Kazakhstanskaya	5 004	5 060	5 330	5 857	8 070
Astana city	6 041	5 890	6 008	7 553	26 758
Almaty city	16 177	13 987	14 417	19 139	55 115
enterprises of medium business					
Republic of Kazakhstan	9 028	8 388	8 312	4 559	2 897
Akmolinskaya	452	379	374	229	125
Aktubinskaya	482	466	457	238	94
Almatinskaya	491	447	433	287	138
Atyrauskaya	354	266	288	161	85
Zapadno-Kazakhstanskaya	222	192	187	138	83
Zhambylskaya	189	201	189	114	61
Karagandinskaya	697	693	784	355	196
Kostanaiskaya	503	439	445	285	155
Kyzylordinskaya	229	209	198	141	73
Mangistauskaya	330	280	282	149	92
Yuzhno-Kazakhstanskaya	531	539	522	274	151
Pavlodarskaya	354	383	349	186	102
Severo-Kazakhstanskaya	420	353	316	234	140
Vostochno-Kazakhstanskaya	544	461	526	306	167
Astana city	869	795	815	393	292
Almaty city	2 361	2 285	2 147	1 069	943
individual entrepreneurs					
Republic of Kazakhstan	589 640	573 618	660 262	694 759	882 849
Akmolinskaya	26 719	26 142	29 074	29 757	37 770
Aktubinskaya	27 885	27 949	31 047	32 806	38 828
Almatinskaya	56 288	47 243	48 110	49 357	65 508
Atyrauskaya	27 231	27 181	29 504	31 085	38 715
Zapadno-Kazakhstanskaya	22 178	22 509	24 674	25 627	30 884
Zhambylskaya	22 704	21 655	26 653	28 493	43 771
Karagandinskaya	45 097	46 596	53 368	55 419	65 266
Kostanaiskaya	34 176	33 131	36 733	37 600	49 569
Kyzylordinskaya	18 512	19 304	23 531	26 399	34 173
Mangistauskaya	23 634	24 743	29 379	32 055	39 253
Yuzhno-Kazakhstanskaya	63 076	49 144	65 042	70 179	102 174
Pavlodarskaya	25 649	24 711	27 653	28 553	34 064
Severo-Kazakhstanskaya	20 178	18 948	20 764	20 930	27 571
Vostochno-Kazakhstanskaya	55 122	53 286	59 861	62 068	74 467
Astana city	42 959	45 181	51 982	56 549	72 132
Almaty city	78 232	85 895	102 887	107 882	128 704
peasant (farm) enterprises					
Republic of Kazakhstan	182 986	164 856	158 583	152 697	181 154
Akmolinskaya	3 860	3 369	3 418	3 553	3 533
Aktubinskaya	4 144	4 239	4 297	4 198	4 220
Almatinskaya	52 452	49 439	44 776	43 657	45 263
Atyrauskaya	1 500	1 712	1 532	1 586	1 928
Zapadno-Kazakhstanskaya	3 698	3 631	3 640	3 637	4 344
Zhambylskaya	15 527	15 218	15 360	15 409	15 788
Karagandinskaya	6 191	5 094	4 974	5 764	6 555
Kostanaiskaya	5 441	4 998	4 899	4 804	4 641
Kyzylordinskaya	1 240	1 361	1 434	1 621	2 791
Mangistauskaya	945	907	833	778	1 218
Yuzhno-Kazakhstanskaya	66 954	55 559	55 345	50 295	68 407
Pavlodarskaya	3 175	2 714	2 944	3 211	3 355
Severo-Kazakhstanskaya	2 777	2 649	2 881	2 474	2 823
Vostochno-Kazakhstanskaya	15 070	13 955	12 234	11 684	15 913
Astana city	1	5	5	9	4
Almaty city	11	6	11	17	371

2.2 Number of active SME units by economic activity

	units				
	2011	2012	2013	2014	2015
total					
Total	846 111	809 750	888 233	926 844	1 242 579
Agriculture, forestry and fishing	188 027	170 086	163 428	158 153	213 069
Industry	21 797	23 389	24 472	28 267	42 562
Mining and quarrying	703	632	579	812	1 948
Manufacturing	20 044	21 732	22 850	26 059	38 069
Electricity, gas, steam and air conditioning	241	216	170	393	794
Water supply; sewerage, waste management and remediation activities	809	809	873	1 003	1 751
Construction	21 062	20 912	22 792	26 062	49 801
Wholesale and retail trade; repair of motor vehicles and motorcycles	385 664	334 505	381 479	389 457	493 850
Transportation and storage	51 445	51 918	58 763	62 313	88 815
Information and communication	6 876	8 221	9 259	10 261	14 943
Accommodation and food service activities	19 136	20 346	22 280	24 167	29 789
Real estate activities	40 414	48 078	54 459	59 141	70 519
Professional, scientific and technical activities	18 600	19 114	21 135	23 144	32 873
Administrative and support service activities	20 161	20 943	23 468	25 184	33 558
Education	2 696	4 001	5 022	5 939	9 439
Health care and social services	3 957	4 500	5 034	5 509	7 605
Arts, entertainment and recreation	4 292	4 542	5 119	5 764	7 852
Other service activities	61 965	79 168	91 523	103 483	147 904
enterprises of small business					
Total	64 457	62 888	61 076	74 829	175 679
Agriculture, forestry and fishing	3 761	3 789	3 393	4 003	6 339
Industry	5 973	6 286	5 295	6 684	15 714
Mining and quarrying	423	433	391	610	1 778
Manufacturing	5 155	5 447	4 547	5 426	12 329
Electricity, gas, steam and air conditioning	19	16	22	219	591
Water supply; sewerage, waste management and remediation activities	376	390	335	429	1 016
Construction	11 417	9 965	9 607	11 434	31 023
Wholesale and retail trade; repair of motor vehicles and motorcycles	21 651	21 411	19 652	24 656	54 236
Transportation and storage	2 891	2 702	3 074	3 764	8 194
Information and communication	1 855	1 811	1 921	2 199	5 276
Accommodation and food service activities	950	950	973	1 150	2 907
Real estate activities	3 118	3 103	3 357	4 394	7 152
Professional, scientific and technical activities	5 738	5 373	5 636	7 006	14 852
Administrative and support service activities	3 653	3 700	3 881	4 442	8 983
Education	1 044	1 341	1 609	1 872	3 769
Health care and social services	1 211	1 249	1 332	1 465	2 627
Arts, entertainment and recreation	287	308	271	373	1 320
Other service activities	908	900	1 075	1 387	13 287
enterprises of medium business					
Total	9 028	8 388	8312	4 559	2 897
Agriculture, forestry and fishing	821	639	607	482	285
Industry	1 544	1 295	1 239	1 026	672
Mining and quarrying	196	130	137	140	113
Manufacturing	1 205	1 038	967	783	493
Electricity, gas, steam and air conditioning	82	65	62	56	34
Water supply; sewerage, waste management and remediation activities	61	62	73	47	32
Construction	1 303	1 165	1 124	667	413
Wholesale and retail trade; repair of motor vehicles and motorcycles	2 504	2 631	2 459	768	437
Transportation and storage	573	476	515	327	194

	Continued				
	2011	2012	2013	2014	2015
Information and communication	173	173	171	124	61
Accommodation and food service activities	167	151	183	136	87
Real estate activities	524	537	593	120	62
Professional, scientific and technical activities	495	450	441	287	159
Administrative and support service activities	350	371	441	326	232
Arts, entertainment and recreation	49	49	93	41	49
Other service activities	525	446	356	255	246
individual entrepreneurs					
Total	589 640	573 618	660 262	694 759	882 849
Agriculture, forestry and fishing	459	802	845	971	25 291
Industry	14 280	15 808	17 938	20 557	26 176
Mining and quarrying	84	69	51	62	57
Manufacturing	13 684	15 247	17 336	19 850	25 247
Electricity, gas, steam and air conditioning	140	135	86	118	169
Water supply; sewerage, waste management and remediation activities	372	357	465	527	703
Construction	8 342	9 782	12 061	13 961	18 365
Wholesale and retail trade; repair of motor vehicles and motorcycles	361 509	310 463	359 368	364 033	439 177
Transportation and storage	47 981	48 740	55 174	58 222	80 427
Information and communication	4 848	6 237	7 167	7 938	9 606
Accommodation and food service activities	18 019	19 245	21 124	22 881	26 795
Real estate activities	36 772	44 438	50 509	54 627	63 305
Professional, scientific and technical activities	12 367	13 291	15 058	15 851	17 862
Administrative and support service activities	16 158	16 872	19 146	20 416	24 343
Education	1 652	2 660	3 320	3 968	5 626
Health care and social services	2 746	3 251	3 558	3 920	4 910
Arts, entertainment and recreation	3 956	4 186	4 805	5 350	6 483
Other service activities	60 551	77 843	90 189	102 064	134 483
peasant (farm) enterprises					
Total	182 986	164 856	158 583	152 697	181 154

2.3 Number of occupied in SME

	persons				
	2011	2012	2013	2014	2015
total					
Republic of Kazakhstan	2 427 135	2 383 338	2 576 899	2 810 962	3 183 844
Akmolinskaya	112 857	108 460	115 672	123 009	133 991
Aktubinskaya	105 961	103 300	113 146	128 456	140 875
Almatinskaya	251 517	252 035	245 409	231 586	255 898
Atyrauskaya	83 395	76 182	86 539	101 818	127 386
Zapadno-Kazakhstanskaya	85 449	79 464	92 323	98 110	105 996
Zhambylskaya	117 483	108 372	115 917	119 409	126 767
Karagandinskaya	188 482	200 718	207 941	222 155	235 093
Kostanaiskaya	131 836	129 343	136 646	147 668	159 665
Kyzylordinskaya	59 839	67 267	68 685	78 169	86 610
Mangistauskaya	77 181	74 214	83 016	96 655	111 665
Yuzhno-Kazakhstanskaya	295 842	270 938	266 405	288 942	329 043
Pavlodarskaya	115 034	110 144	116 100	123 527	132 033
Severo-Kazakhstanskaya	96 235	95 647	97 992	99 301	104 696
Vostochno-Kazakhstanskaya	221 266	221 551	220 472	224 016	236 169
Astana city	150 550	161 893	198 065	253 277	290 273
Almaty city	334 209	323 810	412 571	474 864	607 684
enterprises of small business					
Republic of Kazakhstan	539 285	500 591	527 519	849 015	1 185 186
Akmolinskaya	22 462	19 692	21 871	34 520	48 991
Aktubinskaya	23 271	20 410	21 265	41 580	53 428

	Continued				
	2011	2012	2013	2014	2015
Almatinskaya	32 066	37 650	33 449	43 152	61 333
Atyrauskaya	18 820	14 359	14 044	28 842	52 801
Zapadno-Kazakhstanskaya	17 409	12 763	16 029	25 845	32 640
Zhambylskaya	15 651	14 289	16 183	21 255	28 635
Karagandinskaya	46 936	52 393	48 477	68 671	85 500
Kostanaiskaya	26 103	23 158	25 630	39 399	51 317
Kyzylordinskaya	13 503	19 694	14 474	20 477	27 662
Mangistauskaya	19 239	15 288	16 437	29 856	42 830
Yuzhno-Kazakhstanskaya	42 766	40 227	40 233	69 893	87 647
Pavlodarskaya	33 100	25 880	27 262	39 189	49 398
Severo-Kazakhstanskaya	17 288	15 863	17 730	25 776	34 063
Vostochno-Kazakhstanskaya	52 908	51 461	46 419	58 774	68 125
Astana city	45 832	48 274	52 982	107 164	141 341
Almaty city	111 931	89 190	115 034	194 622	319 475
enterprises of medium business					
Republic of Kazakhstan	689 385	675 486	711 788	516 520	351 779
Akmolinskaya	40 104	39 962	41 517	30 153	18 421
Aktubinskaya	36 485	33 425	35 170	25 012	17 578
Almatinskaya	39 245	41 983	40 792	28 268	20 534
Atyrauskaya	28 173	23 647	26 827	19 913	13 478
Zapadno-Kazakhstanskaya	26 895	24 358	25 497	17 639	12 203
Zhambylskaya	18 417	17 788	18 543	14 556	8 350
Karagandinskaya	53 509	58 578	58 014	41 034	26 453
Kostanaiskaya	43 133	42 179	42 951	33 164	20 673
Kyzylordinskaya	22 561	21 969	20 884	17 177	10 066
Mangistauskaya	30 419	27 197	27 446	20 296	12 759
Yuzhno-Kazakhstanskaya	46 274	45 823	43 406	35 171	23 476
Pavlodarskaya	34 189	33 064	32 361	21 241	13 879
Severo-Kazakhstanskaya	38 488	36 870	37 821	27 997	20 280
Vostochno-Kazakhstanskaya	58 469	57 903	52 710	36 994	25 627
Astana city	51 649	52 709	63 287	45 893	29 115
Almaty city	121 375	118 031	144 562	102 012	78 887
individual entrepreneurs					
Republic of Kazakhstan	771 939	831 425	990 677	1 136 050	1 360 338
Akmolinskaya	39 082	40 704	44 744	50 785	59 903
Aktubinskaya	35 931	39 652	46 896	53 049	61 103
Almatinskaya	64 838	67 532	69 765	75 773	95 598
Atyrauskaya	32 805	35 169	42 857	50 616	58 637
Zapadno-Kazakhstanskaya	31 881	33 735	42 477	46 803	53 422
Zhambylskaya	25 794	27 433	34 462	40 094	56 489
Karagandinskaya	67 064	71 806	86 166	98 226	110 187
Kostanaiskaya	51 201	53 289	57 854	65 124	78 477
Kyzylordinskaya	20 601	22 330	29 674	36 338	44 398
Mangistauskaya	26 138	30 485	37 929	45 468	54 850
Yuzhno-Kazakhstanskaya	66 362	63 008	78 138	91 039	126 090
Pavlodarskaya	40 295	44 749	49 875	56 052	62 154
Severo-Kazakhstanskaya	33 301	37 466	37 204	40 403	47 542
Vostochno-Kazakhstanskaya	82 726	86 597	97 897	107 860	122 360
Astana city	53 066	60 904	81 790	100 212	119 813
Almaty city	100 856	116 566	152 953	178 208	209 315
peasant (farm) enterprises					
Republic of Kazakhstan	426 527	375 836	346 915	309 377	286 541
Akmolinskaya	11 209	8 102	7 540	7 551	6 676
Aktubinskaya	10 274	9 813	9 815	8 815	8 766
Almatinskaya	115 368	104 870	101 403	84 393	78 433
Atyrauskaya	3 597	3 007	2 811	2 447	2 470
Zapadno-Kazakhstanskaya	9 264	8 608	8 321	7 823	7 731
Zhambylskaya	57 621	48 862	46 730	43 504	33 293

	Continued				
	2011	2012	2013	2014	2015
Karagandinskaya	20 973	17 941	15 284	14 224	12 953
Kostanaiskaya	11 399	10 717	10 211	9 981	9 198
Kyzylordinskaya	3 174	3 274	3 653	4 177	4 484
Mangistauskaya	1 385	1 244	1 204	1 035	1 226
Yuzhno-Kazakhstanskaya	140 440	121 880	104 628	92 839	91 830
Pavlodarskaya	7 451	6 451	6 603	7 045	6 602
Severo-Kazakhstanskaya	7 158	5 448	5 237	5 125	2 811
Vostochno-Kazakhstanskaya	27 163	25 590	23 446	20 388	20 057
Astana city	4	6	6	8	4
Almaty city	47	23	22	22	7

2.4 Number of occupied in SME by economic activity

	persons				
	2011	2012	2013	2014	2015
total					
Total	2 427 135	2 383 338	2 576 899	2 810 962	3 183 844
Agriculture, forestry and fishing	536 018	467 317	436 302	407 022	412 077
Industry	249 535	247 851	233 286	275 861	307 329
Mining and quarrying	19 791	23 175	22 519	24 860	29 428
Manufacturing	190 876	188 155	192 512	210 314	241 439
Electricity, gas, steam and air conditioning	14 291	14 421	16 791	16 828	13 966
Water supply; sewerage, waste management and remediation activities	24 577	22 100	21 072	23 859	22 496
Construction	220 279	200 437	218 128	237 897	280 734
Wholesale and retail trade; repair of motor vehicles and motorcycles	673 775	659 868	768 551	864 455	985 247
Transportation and storage	121 483	133 552	142 047	161 125	195 733
Information and communication	49 654	41 252	48 075	46 295	53 086
Accommodation and food service activities	69 887	80 217	84 440	95 203	108 411
Real estate activities	103 076	115 694	129 710	151 338	168 860
Professional, scientific and technical activities	119 710	113 142	127 259	128 102	143 183
Administrative and support service activities	100 938	105 061	108 483	120 511	138 888
Education	19 570	24 994	35 224	35 106	50 632
Health care and social services	17 528	18 994	22 868	40 091	48 028
Arts, entertainment and recreation	54 488	55 400	57 324	60 608	49 773
Other service activities	91 196	119 559	145 597	187 348	241 863
enterprises of small business					
Total	539 285	500 591	527 519	849 015	1 185 186
Agriculture, forestry and fishing	24 358	19 356	17 022	40 213	58 264
Industry	63 984	56 826	59 973	107 120	163 945
Mining and quarrying	3 546	4 669	4 358	10 235	18 188
Manufacturing	51 864	45 105	46 535	81 721	121 639
Electricity, gas, steam and air conditioning	230	287	2 732	4 466	7 824
Water supply; sewerage, waste management and remediation activities	8 344	6 765	6 348	10 698	16 294
Construction	99 088	81 553	84 896	148 855	197 018
Wholesale and retail trade; repair of motor vehicles and motorcycles	100 768	106 387	107 121	213 297	268 302
Transportation and storage	24 451	23 719	24 374	45 067	66 010
Information and communication	22 863	17 726	19 786	21 148	29 997
Accommodation and food service activities	12 691	13 099	13 223	18 808	28 194
Real estate activities	40 181	38 132	39 806	55 813	65 921

	Continued				
	2011	2012	2013	2014	2015
Professional, scientific and technical activities	49 302	43 816	51 043	67 777	96 878
Administrative and support service activities	45 806	44 094	41 271	53 970	74 732
Education	17 399	21 353	30 168	17 439	34 147
Health care and social services	12 778	13 160	16 346	15 229	25 870
Arts, entertainment and recreation	17 700	14 178	14 731	19 274	34 810
Other service activities	7 916	7 192	7 759	25 005	41 098
enterprises of medium business					
Total	689 385	675 486	711 788	516 520	351 779
Agriculture, forestry and fishing	75 972	70 974	71 028	55 558	41 148
Industry	156 534	156 333	153 686	122 030	88 733
Mining and quarrying	16 139	18 363	18 043	14 467	11 064
Manufacturing	110 973	109 509	108 024	83 465	67 032
Electricity, gas, steam and air conditioning	13 676	13 675	13 631	11 858	5 623
Water supply; sewerage, waste management and remediation activities	15 746	14 786	13 988	12 240	5 014
Construction	110 065	104 392	114 745	64 570	52 639
Wholesale and retail trade; repair of motor vehicles and motorcycles	105 803	102 894	125 885	67 907	45 896
Transportation and storage	46 124	48 140	48 746	32 960	22 487
Information and communication	21 516	16 348	18 818	12 981	8 622
Accommodation and food service activities	16 515	17 944	15 844	14 369	11 899
Real estate activities	21 196	22 883	22 764	12 415	7 183
Professional, scientific and technical activities	56 538	53 295	56 633	36 166	19 273
Administrative and support service activities	35 530	38 673	39 391	32 740	26 046
Arts, entertainment and recreation	31 873	35 068	35 516	32 407	4 766
Other service activities	11 719	8 542	8 732	32 417	23 087
individual entrepreneurs					
Total	771 939	831 425	990 677	1 136 050	1 360 338
Agriculture, forestry and fishing	9 161	1 151	1 337	1 874	26 124
Industry	29 017	34 692	19 627	46 711	54 651
Mining and quarrying	106	143	118	158	176
Manufacturing	28 039	33 541	37 953	45 128	52 768
Electricity, gas, steam and air conditioning	385	459	428	504	519
Water supply; sewerage, waste management and remediation activities	487	549	736	921	1 188
Construction	11 126	14 492	18 487	24 472	31 077
Wholesale and retail trade; repair of motor vehicles and motorcycles	467 204	450 587	535 545	583 251	671 049
Transportation and storage	50 908	61 693	68 927	83 098	107 236
Information and communication	5 275	7 178	9 471	12 166	14 467
Accommodation and food service activities	40 681	49 174	55 373	62 026	68 318
Real estate activities	41 699	54 679	67 140	83 110	95 756
Professional, scientific and technical activities	13 870	16 031	19 583	24 159	27 032
Administrative and support service activities	19 602	22 294	27 821	33 801	38 110
Education	2 171	3 641	5 056	7 463	10 673
Health care and social services	4 750	5 834	6 522	7 878	9 475
Arts, entertainment and recreation	4 915	6 154	7 077	8 927	10 197
Other service activities	71 561	103 825	129 106	157 114	196 173
peasant (farm) enterprises					
Total	426 527	375 836	346 915	309 377	286 541

2.5 The output of all SMEs

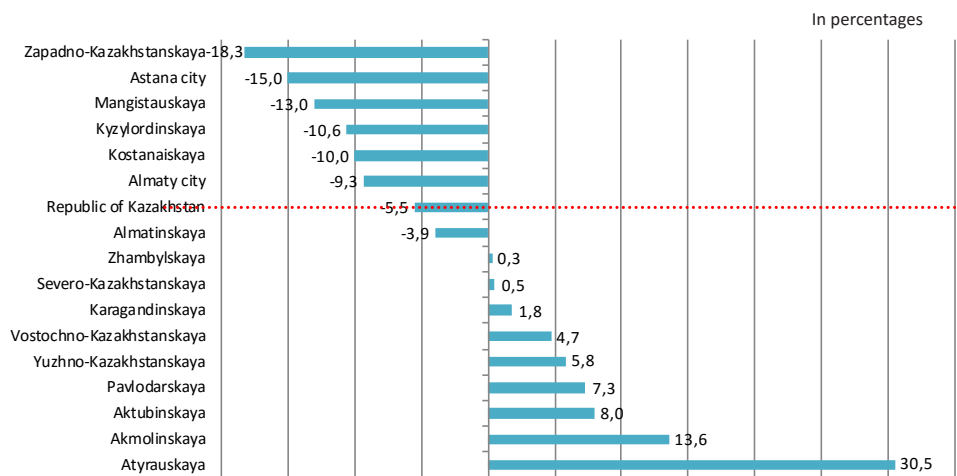
mln. KZT

	2011	2012	2013	2014	2015
total					
Republic of Kazakhstan	7 603 804	8 255 123	9 165 412	15 568 081	15 699 405
Akmolinskaya	290 559	270 817	301 092	398 010	481 256
Aktubinskaya	354 802	392 403	396 741	556 354	636 783
Almatinskaya	496 092	579 440	654 203	826 428	854 769
Atyrauskaya	421 632	437 908	378 929	622 691	869 820
Zapadno-Kazakhstanskaya	292 400	284 816	371 811	1 158 253	1 006 828
Zhambylskaya	173 862	206 235	268 855	311 288	337 936
Karagandinskaya	444 038	494 014	533 524	660 777	717 269
Kostanaiskaya	370 197	335 945	370 764	503 151	482 159
Kyzylordinskaya	160 563	234 366	242 577	247 169	236 518
Mangistauskaya	340 992	321 354	325 497	683 224	640 770
Yuzhno-Kazakhstanskaya	437 905	491 802	537 182	747 462	848 239
Pavlodarskaya	311 449	334 143	360 633	538 081	611 951
Severo-Kazakhstanskaya	259 814	268 798	297 242	312 725	334 893
Vostochno-Kazakhstanskaya	437 025	481 423	513 828	548 825	615 114
Astana city	980 611	1 102 322	1 452 776	3 653 784	3 359 227
Almaty city	1 831 863	2 019 336	2 159 759	3 799 859	3 665 873
enterprises of small business					
Republic of Kazakhstan	1 445 158	1 546 428	1 871 067	8 007 342	10 200 061
Akmolinskaya	40 039	43 251	50 297	179 733	261 622
Aktubinskaya	59 857	59 036	76 663	293 857	395 201
Almatinskaya	78 510	109 436	128 284	330 982	393 891
Atyrauskaya	55 343	43 733	58 622	280 220	644 305
Zapadno-Kazakhstanskaya	74 304	53 652	92 250	928 183	791 142
Zhambylskaya	30 671	32 090	46 047	112 064	161 065
Karagandinskaya	103 990	117 702	124 936	329 511	419 748
Kostanaiskaya	64 486	73 764	64 973	207 763	244 159
Kyzylordinskaya	36 546	70 843	49 995	97 386	144 943
Mangistauskaya	64 311	57 553	54 849	358 422	454 141
Yuzhno-Kazakhstanskaya	102 298	118 433	129 093	353 431	461 808
Pavlodarskaya	70 936	74 279	76 800	320 316	417 374
Severo-Kazakhstanskaya	33 581	36 191	50 479	109 157	151 040
Vostochno-Kazakhstanskaya	90 408	99 099	108 222	204 400	267 752
Astana city	206 819	202 600	332 005	2 263 708	2 617 572
Almaty city	333 057	354 764	427 550	1 638 210	2 374 298
enterprises of medium business					
Republic of Kazakhstan	4 897 119	5 405 045	5 610 130	5 801 985	3 076 564
Akmolinskaya	190 180	175 244	174 679	141 707	101 337
Aktubinskaya	232 882	273 432	243 227	183 842	149 496
Almatinskaya	280 758	303 850	339 002	285 564	182 456
Atyrauskaya	320 206	343 079	258 181	272 359	122 426
Zapadno-Kazakhstanskaya	146 310	163 889	201 151	145 402	99 925
Zhambylskaya	92 629	123 627	148 667	106 171	50 675
Karagandinskaya	250 316	278 656	283 525	211 607	129 226
Kostanaiskaya	186 780	185 772	195 414	184 650	110 029
Kyzylordinskaya	103 955	140 831	163 176	118 282	45 617
Mangistauskaya	243 819	228 333	226 561	278 732	124 952
Yuzhno-Kazakhstanskaya	218 582	229 750	229 344	196 151	134 128
Pavlodarskaya	175 113	197 378	191 386	131 623	91 534
Severo-Kazakhstanskaya	136 983	163 877	164 121	119 850	87 205
Vostochno-Kazakhstanskaya	228 396	244 253	230 104	176 211	153 381
Astana city	713 507	827 534	1 018 386	1 281 914	543 972
Almaty city	1 376 702	1 525 542	1 543 209	1 967 919	950 205

Continued

	2011	2012	2013	2014	2015
individual entrepreneurs					
Republic of Kazakhstan	675 104	754 366	949 816	972 670	1 518 237
Akmolinskaya	27 613	32 987	37 520	39 334	77 403
Aktubinskaya	34 908	38 289	45 033	45 395	55 162
Almatinskaya	33 965	35 817	45 400	47 449	92 864
Atyrauskaya	40 099	43 658	52 700	57 547	87 966
Zapadno-Kazakhstanskaya	43 610	44 306	50 300	51 617	83 309
Zhambylskaya	16 086	16 577	21 500	24 350	39 447
Karagandinskaya	49 578	57 721	71 078	67 151	101 887
Kostanaiskaya	41 805	47 272	54 600	56 597	64 811
Kyzylordinskaya	14 341	16 324	22 200	21 358	30 437
Mangistauskaya	31 036	33 005	41 408	43 437	57 662
Yuzhno-Kazakhstanskaya	35 794	39 541	55 916	63 958	107 552
Pavlodarskaya	33 804	39 257	47 100	46 496	51 238
Severo-Kazakhstanskaya	31 074	33 742	40 018	36 549	42 366
Vostochno-Kazakhstanskaya	59 028	64 668	73 700	69 722	87 204
Astana city	60 277	72 173	102 343	108 134	197 655
Almaty city	122 086	139 030	189 000	193 576	341 274
peasant (farm) enterprises					
Republic of Kazakhstan	586 424	549 284	734 399	786 084	904 543
Akmolinskaya	32 727	19 335	38 596	37 236	40 894
Aktubinskaya	27 156	21 645	31 818	33 260	36 924
Almatinskaya	102 859	130 338	141 517	162 433	185 558
Atyrauskaya	5 983	7 437	9 425	12 565	15 123
Zapadno-Kazakhstanskaya	28 177	22 968	28 110	33 051	32 452
Zhambylskaya	34 476	33 941	52 641	68 703	86 749
Karagandinskaya	40 153	39 935	53 986	52 508	66 408
Kostanaiskaya	77 126	29 138	55 776	54 141	63 160
Kyzylordinskaya	5 720	6 368	7 206	10 143	15 521
Mangistauskaya	1 827	2 464	2 679	2 633	4 015
Yuzhno-Kazakhstanskaya	81 230	104 078	122 828	133 922	144 751
Pavlodarskaya	31 596	23 230	45 347	39 646	51 805
Severo-Kazakhstanskaya	58 176	34 988	42 625	47 169	54 282
Vostochno-Kazakhstanskaya	59 192	73 403	101 803	98 492	106 777
Astana city	8	14	41,5	28	28
Almaty city	18	0	0	154	96

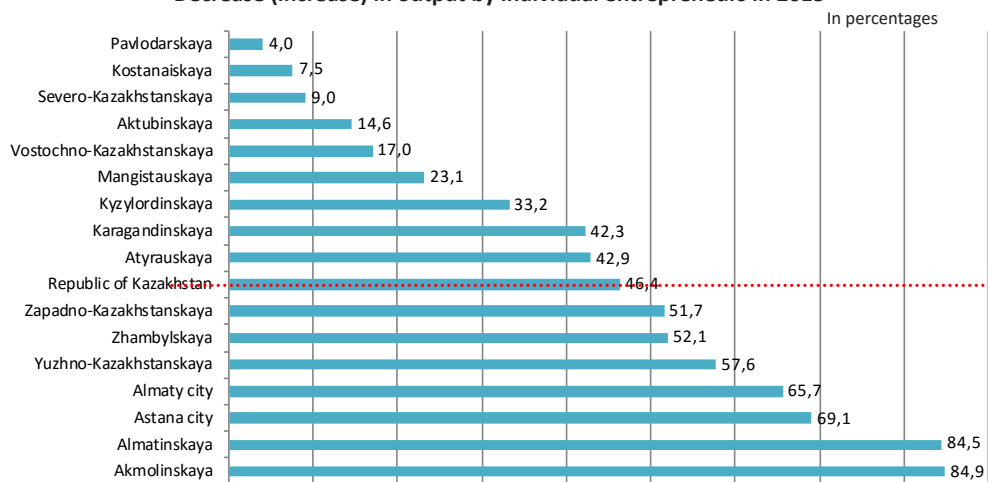
Decrease (increase) in output of all SMEs in 2015



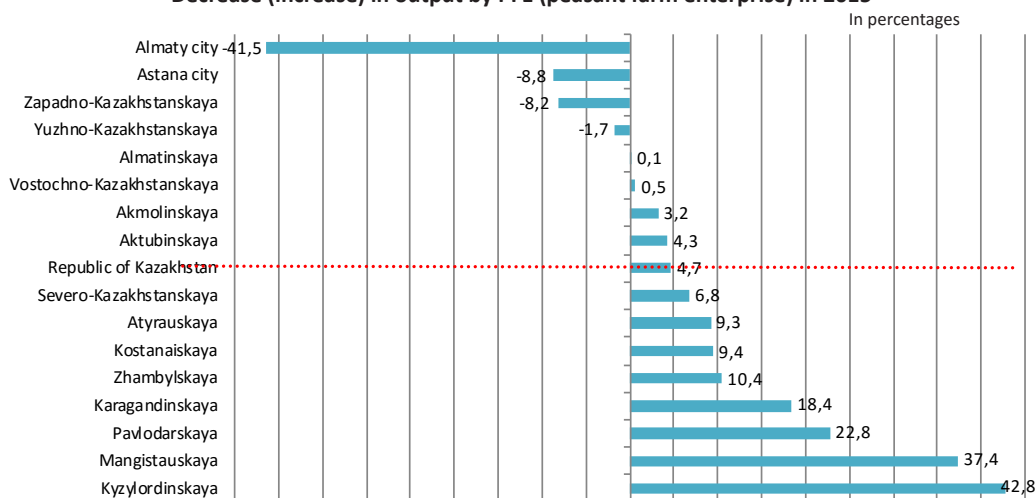
Decrease (increase) in output by legal entities in 2015



Decrease (increase) in output by individual entrepreneurs in 2015



Decrease (increase) in output by PFE (peasant farm enterprise) in 2015



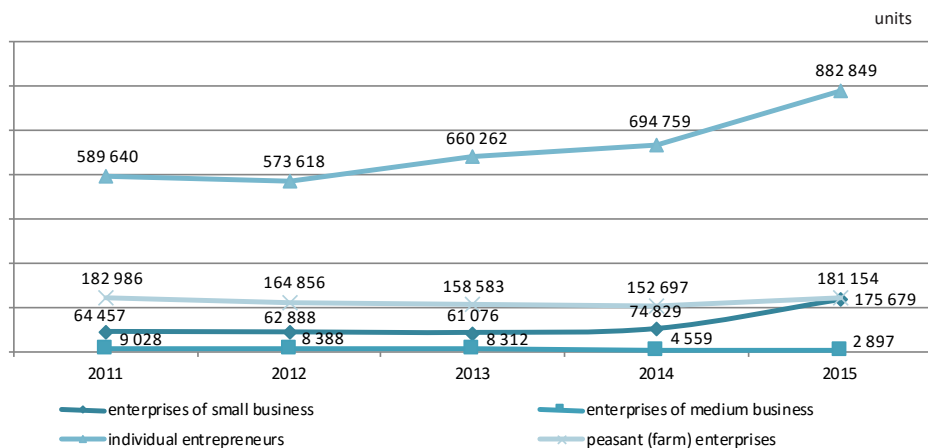
2.6 Output of products by all of SME units by economic activity

mln. KZT

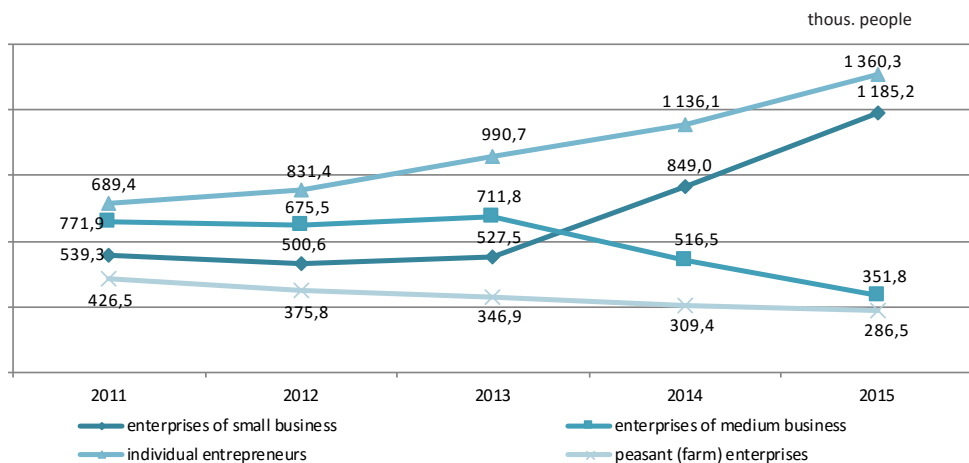
	2011	2012	2013	2014	2015
	total				
Total	7 603 804	8 255 123	9 165 412	15 568 081	15 699 405
Agriculture, forestry and fishing	867 231	825 021	1 016 202	1 156 746	1 298 194
Industry	1 394 776	1 421 475	1 598 335	3 493 351	3 128 662
Mining and quarrying	288 749	248 177	274 915	1 561 632	1 193 664
Manufacturing	913 554	992 872	1 103 474	1 571 308	1 675 776
Electricity, gas, steam and air conditioning	132 716	111 036	157 367	281 201	189 439
Water supply; sewerage, waste management and remediation activities	59 757	69 390	62 578	79 210	69 783
Construction	1 418 338	1 642 275	1 770 956	2 820 376	3033443
Wholesale and retail trade; repair of motor vehicles and motorcycles	1 720 923	1 871 354	2 093 280	3 740 104	3 583 059
Transportation and storage	457 193	583 993	551 229	1 381 396	877 433
Information and communication	196 261	207 634	247 031	276 217	326 353
Accommodation and food service activities	117 677	139 213	145 777	168 396	228 437
Real estate activities	244 438	247 847	313 931	520 795	701 240
Professional, scientific and technical activities	623 439	649 296	669 482	978 178	1116794
Administrative and support service activities	275 653	334 200	320 731	378 692	484 710
Education	25 611	31 959	80 631	89 019	102 703
Health care and social services	18 443	20 774	48 917	93 699	108 286
Arts, entertainment and recreation	79 215	85 851	105 456	116 107	116 595
Other service activities	164 606	194 231	203 455	355 004	593 496
	enterprises of small business				
Total	1 445 158	1 546 428	1 871 067	8 007 342	10 200 061
Agriculture, forestry and fishing	41 834	36 429	37 984	156 662	212 663
Industry	158 097	166 844	179 247	1 611 024	2 169 512
Mining and quarrying	7 639	13 220	13 511	924 618	1 037 642
Manufacturing	138 777	137 293	142 228	582 022	1 001 094
Electricity, gas, steam and air conditioning	601	681	10 348	65 416	83 635
Water supply; sewerage, waste management and remediation activities	11 080	15 650	13 160	38 968	47 141
Construction	405 545	385 881	431 735	1 842 308	2 490 572
Wholesale and retail trade; repair of motor vehicles and motorcycles	287 914	403 833	480 368	2 302 360	2 234 422
Transportation and storage	91 732	113 790	118 969	486 394	580 650
Information and communication	60 580	44 753	67 870	155 170	243 220
Accommodation and food service activities	26 736	24 934	29 563	53 927	104 426
Real estate activities	52 428	55 556	77 366	311 413	419 259
Professional, scientific and technical activities	173 347	152 575	196 903	622 223	923 473
Administrative and support service activities	73 689	80 443	80 539	199 180	312 416
Education	24 777	30 300	78 389	50 009	72 960
Health care and social services	16 836	18 644	46 331	43 721	69 274
Arts, entertainment and recreation	17 216	19 473	26 837	38 765	82 973
Other service activities	14 426	12 972	18 964	134 185	284 241

	2011	2012	2013	2014	2015
	Continued				
	enterprises of medium business				
Total	4 897 118	5 405 045	5 610 130	5 801 985	3 076 564
Agriculture, forestry and fishing	238 463	237 106	242 349	212 046	178 393
Industry	1 211 880	1 224 968	1 382 195	1 841 419	898 585
Mining and quarrying	280 910	234 678	261 065	636 313	155 251
Manufacturing	750 826	827 006	925 591	950 046	616 398
Electricity, gas, steam and air conditioning	131 830	110 028	146 715	215 464	105 383
Water supply; sewerage, waste management and remediation activities	48 313	53 256	48 824	39 596	21 553
Construction	1 001 253	1 239 617	1 315 425	952 323	503 369
Wholesale and retail trade; repair of motor vehicles and motorcycles	1 029 014	1 079 487	1 138 961	948 186	638 435
Transportation and storage	322 639	410 767	358 108	819 463	193 085
Information and communication	131 244	156 619	168 550	112 700	70 280
Accommodation and food service activities	69 898	85 566	79 771	78 181	63 021
Real estate activities	126 152	106 091	123 543	96 071	48 809
Professional, scientific and technical activities	438 935	480 666	452 420	336 764	160 438
Administrative and support service activities	174 712	220 076	197 105	138 127	96 986
Arts, entertainment and recreation	54 778	58 347	68 868	69 690	24 535
Other service activities	98 153	105 735	82 836	197 015	200 628
	individual entrepreneurs				
Total	675 104	754 366	949 816	972 670	1 518 237
Agriculture, forestry and fishing	510	2 202	1 470	1 954	2 595
Industry	24 799	29 663	36 893	40 908	60 565
Mining and quarrying	200	279	339	701	771
Manufacturing	23 950	28 572	35 655	39 240	58 284
Electricity, gas, steam and air conditioning	285	328	305	321	421
Water supply; sewerage, waste management and remediation activities	364	484	595	646	1 089
Construction	11 540	16 777	23 796	25 745	39 502
Wholesale and retail trade; repair of motor vehicles and motorcycles	403 995	388 034	473 951	489 558	710 202
Transportation and storage	42 823	59 436	74 152	75 539	103 698
Information and communication	4 438	6 261	10 611	8 347	12 853
Accommodation and food service activities	21 043	28 713	36 443	36 288	60 990
Real estate activities	65 858	86 200	113 023	113 311	233 172
Professional, scientific and technical activities	11 157	16 055	20 158	19 191	32 883
Administrative and support service activities	27 252	33 681	43 087	41 385	75 308
Education	834	1 659	2 242	2 603	5 086
Health care and social services	1 607	2 130	2 586	2 958	4 690
Arts, entertainment and recreation	7 221	8 031	9 750	7 652	9 087
Other service activities	52 027	75 524	101 654	107 231	167 606
	peasant (farm) enterprises				
Total	586 424	549 284	734 399	786 084	904 543

Dynamics of the number of active SMEs



Dynamics of the number of occupied SME units



Enterprises

2.7 Number of registered SMEs

	units				
	2011	2012	2013	2014	2015
Republic of Kazakhstan	229 145	242 018	260 355	284 845	300 643
Akmolinskaya	6 997	7 180	7 597	7 842	8 450
Aktubinskaya	9 060	9 446	9 946	11 009	11 882
Almatinskaya	10 967	11 412	12 044	11 665	13 213
Atyrauskaya	7 170	7 452	7 826	8 274	8 446
Zapadno-Kazakhstanskaya	4 691	4 995	5 315	5 773	6 831
Zhambylskaya	5 521	5 848	6 217	6 374	7 076
Karagandinskaya	15 686	16 724	17 884	19 556	21 203
Kostanaiskaya	7 934	8 189	8 668	9 236	9 525
Kyzylordinskaya	4 625	4 883	5 310	5 434	6 337
Mangistauskaya	7 868	8 225	8 864	9 868	10 640
Yuzhno-Kazakhstanskaya	20 328	21 504	22 976	24 007	24 740
Pavlodarskaya	8 919	9 392	9 572	9 243	9 965
Severo-Kazakhstanskaya	5 216	5 415	5 625	6 146	6 569
Vostochno-Kazakhstanskaya	12 973	13 446	14 046	14 972	15 125
Astana city	28 664	31 547	36 166	42 422	45 234
Almaty city	72 526	76 360	82 299	93 024	95 407

2.8 Number of registered SMEs by economic activity

	units				
	2011	2012	2013	2014	2015
Total	229 145	242 018	260 355	284 845	300 643
Agriculture, forestry and fishing	11 267	11 179	11 341	11 223	11 288
Industry	20 246	20 921	22 018	25 083	25 761
Mining and quarrying	1 798	1 877	2 129	2 664	2 872
Manufacturing	17 109	17 648	18 370	19 959	20 293
Electricity, gas, steam and air conditioning	149	130	152	903	962
Water supply; sewerage, waste management and remediation activities	1 190	1 266	1 367	1 557	1 634
Construction	40 290	42 144	45 856	49 722	50 810
Wholesale and retail trade; repair of motor vehicles and motorcycles	91 527	96 828	101 723	108 268	106 416
Transportation and storage	9 521	10 301	11 416	12 570	13 179
Information and communication	5 965	6 446	3 659	7 829	8 357
Accommodation and food service activities	3 018	3 248	7 146	4 124	4 535
Real estate activities	7 116	7 665	8 391	9 271	9 765
Professional, scientific and technical activities	19 850	20 956	22 074	24 823	25 052
Administrative and support service activities	10 487	11 387	12 401	13 386	14 081
Education	2 645	3 143	3 818	4 554	5 194
Health care and social services	2 752	2 926	3 176	3 488	3 724
Arts, entertainment and recreation	1 461	1 531	1 702	2 337	2 507
Other service activities	3 000	3 343	5 634	8 167	19 974

2.9 Structure of registered SMEs

In percentages

	2011	2012	2013	2014	2015
Republic of Kazakhstan	100,0	100,0	100,0	100,0	100,0
Akmolinskaya	3,1	3,0	2,9	2,8	3,9
Aktubinskaya	4,0	3,9	3,8	3,9	3,8
Almatinskaya	4,8	4,7	4,6	4,1	11,8
Atyrauskaya	3,1	3,1	3,0	2,9	3,4
Zapadno-Kazakhstanskaya	2,0	2,1	2,0	2,0	3,0
Zhambylskaya	2,4	2,4	2,4	2,2	4,9
Karagandinskaya	6,8	6,9	6,9	6,9	6,6
Kostanaiskaya	3,5	3,4	3,3	3,2	4,5
Kyzylordinskaya	2,0	2,0	2,0	1,9	3,1
Mangistauskaya	3,4	3,4	3,4	3,5	3,5
Yuzhno-Kazakhstanskaya	8,9	8,9	8,8	8,4	13,8
Pavlodarskaya	3,9	3,9	3,7	3,2	3,4
Severo-Kazakhstanskaya	2,3	2,2	2,2	2,2	2,6
Vostochno-Kazakhstanskaya	5,7	5,6	5,4	5,3	7,8
Astana city	12,5	13,0	13,9	14,9	8,1
Almaty city	31,7	31,6	31,6	32,7	15,8

2.10 Structure of registered SMEs by economic activity

In percentages

	2011	2012	2013	2014	2015
Total	100,0	100,0	100,0	100,0	100,0
Agriculture, forestry and fishing	4,9	4,6	4,4	3,9	3,8
Industry	8,8	8,6	8,5	8,8	8,6
Mining and quarrying	0,8	0,8	0,8	0,9	1,0
Manufacturing	7,5	7,3	7,1	7,0	6,8
Electricity, gas, steam and air conditioning	0,1	0,1	0,1	0,3	0,3
Water supply; sewerage, waste management and remediation activities	0,5	0,5	0,5	0,6	0,5
Construction	17,6	17,4	17,6	17,5	16,9
Wholesale and retail trade; repair of motor vehicles and motorcycles	39,9	40,0	39,1	38,0	35,4
Transportation and storage	4,2	4,3	4,4	4,4	4,4
Information and communication	2,6	2,7	2,7	2,8	2,8
Accommodation and food service activities	1,3	1,3	1,4	1,4	1,5
Real estate activities	3,1	3,2	3,2	3,3	3,3
Professional, scientific and technical activities	8,7	8,7	8,5	8,7	8,3
Administrative and support service activities	4,6	4,7	4,8	4,7	4,7
Education	1,2	1,3	1,5	1,6	1,7
Health care and social services	1,2	1,2	1,2	1,2	1,2
Arts, entertainment and recreation	0,6	0,6	0,7	0,8	0,8
Other service activities	1,4	1,4	2,1	2,9	6,6

2.11 Number of active SMEs

units

	2011	2012	2013	2014	2015
Republic of Kazakhstan	73 485	71 276	69 388	79 388	178 576
Akmolinskaya	2 471	2 535	2 605	2 961	4 953
Aktubinskaya	4 023	3 980	3 984	4 233	7 164
Almatinskaya	5 119	3 680	2 977	3 410	6 561

Continued

	2011	2012	2013	2014	2015
Atyrauskaya	2 635	2 579	2 459	2 889	6 044
Zapadno-Kazakhstanskaya	1 929	2 001	2 023	2 173	4 360
Zhambylskaya	1 685	1 709	1 645	1 811	3 952
Karagandinskaya	5 264	5 297	5 449	6 374	14 085
Kostanaiskaya	3 184	3 335	3 465	3 663	6 042
Kyzylordinskaya	2 051	2 259	2 304	2 357	4 510
Mangistauskaya	3 344	3 028	2 623	2 787	6 017
Yuzhno-Kazakhstanskaya	5 763	7 107	5 295	6 345	12 786
Pavlodarskaya	2 851	3 114	3 186	3 584	6 845
Severo-Kazakhstanskaya	2 170	2 174	2 130	2 484	3 912
Vostochno-Kazakhstanskaya	5 548	5 521	5 856	6 163	8 237
Astana city	6 910	6 685	6 823	7 946	27 050
Almaty city	18 538	16 272	16 564	20 208	56 058

2.12 Number of active SMEs by economic activity

units

	2011	2012	2013	2014	2015
Total	73 485	71 276	69 388	79 388	178 576
Agriculture, forestry and fishing	4 582	4 428	4 000	4 485	6 624
Industry	7 517	7 581	6 534	7 710	
Mining and quarrying	619	563	528	750	1 891
Manufacturing	6 360	6 485	5 514	6 209	12 822
Electricity, gas, steam and air conditioning	101	81	84	275	625
Water supply; sewerage, waste management and remediation activities	437	452	408	476	1 048
Construction	12 720	11 130	10 731	12 101	31 436
Wholesale and retail trade; repair of motor vehicles and motorcycles	24 155	24 042	22 111	25 424	54 673
Transportation and storage	3 464	3 178	3 589	4 091	8 388
Information and communication	2 028	1 984	2 092	2 323	5 337
Accommodation and food service activities	1 117	1 101	1 156	1 286	2 994
Real estate activities	3 642	3 640	3 950	4 514	7 214
Professional, scientific and technical activities	6 233	5 823	6 077	7 293	15 011
Administrative and support service activities	4 003	4 071	4 322	4 768	9 215
Education	1 044	1 341	1 702	1 971	3 813
Health care and social services	1 211	1 249	1 476	1 589	2 695
Arts, entertainment and recreation	336	356	314	414	1 369
Other service activities	1 433	1 352	1 334	1 419	13 421

2.13 Structure of active SMEs

In percentages

	2011	2012	2013	2014	2015
Republic of Kazakhstan	100,0	100,0	100,0	100,0	100,0
Akmolinskaya	3,4	3,6	3,8	3,7	2,8
Aktubinskaya	5,5	5,6	5,7	5,3	4,0
Almatinskaya	7,0	5,2	4,3	4,3	3,7
Atyrauskaya	3,6	3,6	3,5	3,6	3,4
Zapadno-Kazakhstanskaya	2,6	2,8	2,9	2,7	2,4
Zhambylskaya	2,3	2,4	2,4	2,3	2,2
Karagandinskaya	7,2	7,4	7,9	8,0	7,9
Kostanaiskaya	4,3	4,7	5,0	4,6	3,4
Kyzylordinskaya	2,8	3,2	3,3	3,0	2,5

	Continued				
	2011	2012	2013	2014	2015
Mangistauskaya	4,6	4,2	3,8	3,5	3,4
Yuzhno-Kazakhstanskaya	7,8	10,0	7,6	8,0	7,2
Pavlodarskaya	3,9	4,4	4,6	4,5	3,8
Severo-Kazakhstanskaya	3,0	3,1	3,1	3,1	2,2
Vostochno-Kazakhstanskaya	7,5	7,7	8,4	7,8	4,6
Astana city	9,4	9,4	9,8	10,0	15,1
Almaty city	25,2	22,8	23,9	25,5	31,4

2.14 Structure of active SMEs by economic activity

	In percentages				
	2011	2012	2013	2014	2015
Total	100,0	100,0	100,0	100,0	100,0
Agriculture, forestry and fishing	6,2	6,2	5,8	5,7	3,7
Industry	10,2	10,6	9,4	9,7	9,2
Mining and quarrying	0,8	0,8	0,8	0,9	1,1
Manufacturing	8,7	9,1	7,9	7,8	7,2
Electricity, gas, steam and air conditioning	0,1	0,1	0,1	0,4	0,3
Water supply; sewerage, waste management and remediation activities	0,6	0,6	0,6	0,6	0,6
Construction	17,3	15,6	15,5	15,2	17,6
Wholesale and retail trade; repair of motor vehicles and motorcycles	32,9	33,7	31,9	32,0	30,6
Transportation and storage	4,7	4,5	5,2	5,2	4,7
Information and communication	2,8	2,8	3,0	2,9	3,0
Accommodation and food service activities	1,5	1,5	1,7	1,6	1,7
Real estate activities	5,0	5,1	5,7	5,7	4,0
Professional, scientific and technical activities	8,5	8,2	8,8	9,2	8,4
Administrative and support service activities	5,4	5,7	6,2	6,0	5,2
Education	1,4	1,9	2,5	2,5	2,1
Health care and social services	1,6	1,8	2,1	2,0	1,5
Arts, entertainment and recreation	0,5	0,5	0,5	0,5	0,8
Other service activities	2,0	1,9	1,9	1,8	7,5

2.15 Number of occupied in SMEs

	persons				
	2011	2012	2013	2014	2015
Republic of Kazakhstan	1 228 670	1 176 077	1 239 307	1 365 535	1 536 965
Akmolinskaya	62 566	59 654	63 388	64 673	67 412
Aktubinskaya	59 756	53 835	56 435	66 592	71 006
Almatinskaya	71 311	79 633	74 241	71 420	81 867
Atyrauskaya	46 993	38 006	40 871	48 755	66 279
Zapadno-Kazakhstanskaya	44 304	37 121	41 526	43 484	44 843
Zhambylskaya	34 068	32 077	34 726	35 811	36 985
Karagandinskaya	100 445	110 971	106 491	109 705	111 953
Kostanaiskaya	69 236	65 337	68 581	72 563	71 990
Kyzylordinskaya	36 064	41 663	35 358	37 654	37 728
Mangistauskaya	49 658	42 485	43 883	50 152	55 589
Yuzhno-Kazakhstanskaya	89 040	86 050	83 639	105 064	111 123
Pavlodarskaya	67 289	58 944	59 623	60 430	63 277
Severo-Kazakhstanskaya	55 776	52 733	55 551	53 773	54 343
Vostochno-Kazakhstanskaya	111 377	109 364	99 129	95 768	93 752
Astana city	97 481	100 983	116 269	153 057	170 456
Almaty city	233 306	207 221	259 596	296 634	398 362

2.16 Number of occupied in SMEs by economic activity

	persons				
	2011	2012	2013	2014	2015
Total	1 228 670	1 176 077	1 239 307	1 365 535	1 536 965
Agriculture, forestry and fishing	100 330	90 330	88 050	95 771	99 412
Industry	220 518	213 159	213 659	229 150	252 678
Mining and quarrying	19 685	23 032	22 401	24 702	29 252
Manufacturing	162 837	154 614	154 559	165 186	188 671
Electricity, gas, steam and air conditioning	13 906	13 962	16 363	16 324	13 447
Water supply; sewerage, waste management and remediation activities	24 090	21 551	20 336	22 938	21 308
Construction	209 153	185 945	199 641	213 425	249 657
Wholesale and retail trade; repair of motor vehicles and motorcycles	206 571	209 281	233 006	281 204	314 198
Transportation and storage	70 575	71 859	73 120	78 027	88 497
Information and communication	44 379	34 074	38 604	34 129	38 619
Accommodation and food service activities	29 206	31 043	29 067	33 177	40 093
Real estate activities	61 377	61 015	62 570	68 228	73 104
Professional, scientific and technical activities	105 840	97 111	107 676	103 943	116 151
Administrative and support service activities	81 336	82 767	80 662	86 710	100 778
Education	17 399	21 353	30 168	27 643	39 959
Health care and social services	12 778	13 160	16 346	32 213	38 553
Arts, entertainment and recreation	49 573	49 246	50 247	51 681	39 576
Other service activities	19 635	15 734	16 491	30 234	45 690

2.17 Structure of occupied in SMEs

	In percentages				
	2011	2012	2013	2014	2015
Republic of Kazakhstan	100,0	100,0	100,0	100,0	100,0
Akmolinskaya	5,1	5,1	5,1	4,7	4,4
Aktubinskaya	4,9	4,6	4,6	4,9	4,6
Almatinskaya	5,8	6,8	6,0	5,2	5,3
Atyrauskaya	3,8	3,2	3,3	3,6	4,3
Zapadno-Kazakhstanskaya	3,6	3,2	3,4	3,2	2,9
Zhambylskaya	2,8	2,7	2,8	2,6	2,4
Karagandinskaya	8,2	9,4	8,6	8,0	7,3
Kostanaiskaya	5,6	5,6	5,5	5,3	4,7
Kyzylordinskaya	2,9	3,5	2,9	2,8	2,5
Mangistauskaya	4,0	3,6	3,5	3,7	3,6
Yuzhno-Kazakhstanskaya	7,2	7,3	6,7	7,7	7,2
Pavlodarskaya	5,5	5,0	4,8	4,4	4,1
Severo-Kazakhstanskaya	4,5	4,5	4,5	3,9	3,6
Vostochno-Kazakhstanskaya	9,1	9,3	8,0	7,0	6,1
Astana city	7,9	8,6	9,4	11,2	11,1
Almaty city	19,0	17,6	20,9	21,7	25,9

2.18 Structure of occupied in SMEs by economic activity

	In percentages				
	2011	2012	2013	2014	2015
Total	100,0	100,0	100,0	100,0	100,0
Agriculture, forestry and fishing	8,2	7,7	7,1	7,0	6,5
Industry	17,9	18,1	17,2	16,8	16,5
Mining and quarrying	1,6	2,0	1,8	1,8	1,9
Manufacturing	13,3	13,1	12,5	12,1	12,3
Electricity, gas, steam and air conditioning	1,1	1,2	1,3	1,2	0,9
Water supply; sewerage, waste management and remediation activities	2,0	1,8	1,6	1,7	1,4

	2011	2012	2013	2014	Continued 2015
Construction	17,0	15,8	16,1	15,6	16,2
Wholesale and retail trade; repair of motor vehicles and motorcycles	16,8	17,8	18,8	20,6	20,4
Transportation and storage	5,7	6,1	5,9	5,7	5,8
Information and communication	3,6	2,9	3,1	2,5	2,5
Accommodation and food service activities	2,4	2,6	2,3	2,4	2,6
Real estate activities	5,0	5,2	5,0	5,0	4,8
Professional, scientific and technical activities	8,6	8,3	8,7	7,6	7,5
Administrative and support service activities	6,6	7,0	6,5	6,4	6,5
Education	1,4	1,8	2,4	2,0	2,6
Health care and social services	1,0	1,1	1,3	2,4	2,5
Arts, entertainment and recreation	4,0	4,2	4,1	3,8	2,6
Other service activities	1,6	1,4	1,4	2,2	3,0

2.19 Output of products by SMEs

	2011	2012	2013	2014	mln. KZT 2015
Republic of Kazakhstan	6 342 276	6 951 474	7 481 197	13 809 327	13 276 625
Akmolinskaya	230 219	218 495	224 976	321 440	362 959
Aktubinskaya	292 738	332 468	319 890	477 699	544 697
Almatinskaya	359 268	413 286	467 286	616 546	576 347
Atyrauskaya	375 549	386 813	316 803	552 579	766 731
Zapadno-Kazakhstanskaya	220 614	217 541	293 401	1 073 585	891 067
Zhambylskaya	123 300	155 717	194 714	218 235	211 740
Karagandinskaya	354 307	396 358	408 460	541 118	548 974
Kostanaiskaya	251 266	259 536	260 388	392 413	354 188
Kyzylordinskaya	140 501	211 674	213 171	215 668	190 560
Mangistauskaya	308 130	285 886	281 410	637 154	579 093
Yuzhno-Kazakhstanskaya	320 881	348 184	358 438	549 582	595 936
Pavlodarskaya	246 048	271 657	268 186	451 939	508 908
Severo-Kazakhstanskaya	170 565	200 068	214 599	229 007	238 245
Vostochno-Kazakhstanskaya	318 805	343 353	338 326	380 611	421 133
Astana city	920 326	1 030 135	1 350 391	3 545 622	3 161 544
Almaty city	1 709 759	1 880 305	1 970 759	3 606 129	3 324 503

2.20 Output of products of SMEs by economic activity

	2011	2012	2013	2014	mln. KZT 2015
Total	6 342 276	6 951 473	7 481 197	13 809 327	13 276 625
Agriculture, forestry and fishing	280 297	273 535	280 334	368 708	391 056
Industry	1 369 977	1 391 812	1 561 442	3 452 443	3 068 097
Mining and quarrying	288 549	247 898	274 577	1 560 931	1 192 893
Manufacturing	889 604	964 300	1 067 819	1 532 068	1 617 492
Electricity, gas, steam and air conditioning	132 431	110 708	157 063	280 880	189 018
Water supply; sewerage, waste management and remediation activities	59 393	68 906	61 983	78 564	68 694
Construction	1 406 798	1 625 498	1 747 160	2 794 631	2 993 941
Wholesale and retail trade; repair of motor vehicles and motorcycles	1 316 928	1 483 320	1 619 329	3 250 546	2 872 857
Transportation and storage	414 370	524 557	477 077	1 305 857	773 735
Information and communication	191 823	201 373	236 419	267 870	313 500
Accommodation and food service activities	96 634	110 500	109 334	132 108	167 447

Continued

	2011	2012	2013	2014	2015
Real estate activities	178 580	161 647	200 909	407 484	468 068
Professional, scientific and technical activities	612 282	633 241	649 323	958 987	1 083 911
Administrative and support service activities	248 401	300 519	277 644	337 307	409 402
Education	24 777	30 300	78 389	86 416	97 617
Health care and social services	16 836	18 644	46 331	90 741	103 596
Arts, entertainment and recreation	71 994	77 820	95 706	108 455	107 508
Other service activities	112 579	118 707	101 800	247 773	425 890

2.21 Structure of output of products by SMEs

In percentages

	2011	2012	2013	2014	2015
Republic of Kazakhstan	100,0	100,0	100,0	100,0	100,0
Akmolinskaya	3,6	3,1	3,0	2,3	2,7
Aktubinskaya	4,6	4,8	4,3	3,5	4,1
Almatinskaya	5,7	5,9	6,2	4,5	4,3
Atyrauskaya	5,9	5,6	4,2	4,0	5,8
Zapadno-Kazakhstanskaya	3,5	3,1	3,9	7,8	6,7
Zhambylskaya	1,9	2,2	2,6	1,6	1,6
Karagandinskaya	5,6	5,7	5,5	3,9	4,1
Kostanaiskaya	4,0	3,7	3,5	2,8	2,7
Kyzylordinskaya	2,2	3,0	2,8	1,6	1,5
Mangistauskaya	4,9	4,1	3,8	4,6	4,4
Yuzhno-Kazakhstanskaya	5,1	5,0	4,8	4,0	4,5
Pavlodarskaya	3,9	3,9	3,6	3,3	3,8
Severo-Kazakhstanskaya	2,7	2,9	2,9	1,7	1,8
Vostochno-Kazakhstanskaya	5,0	4,9	4,5	2,8	3,2
Astana city	14,5	14,8	18,1	25,7	23,8
Almaty city	27,0	27,0	26,3	26,1	25,0

2.22 Structure of output of products by SMEs by economic activity

In percentages

	2011	2012	2013	2014	2015
Total	100,0	100,0	100,0	100,0	100,0
Agriculture, forestry and fishing	4,4	3,9	3,7	2,7	2,9
Industry	21,6	20,0	20,9	25,0	23,1
Mining and quarrying	4,5	3,6	3,7	11,3	9,0
Manufacturing	14,0	13,9	14,3	11,1	12,2
Electricity, gas, steam and air conditioning	2,1	1,6	2,1	2,0	1,4
Water supply; sewerage, waste management and remediation activities	0,9	1,0	0,8	0,6	0,5
Construction	22,2	23,4	23,4	20,2	22,6
Wholesale and retail trade; repair of motor vehicles and motorcycles	20,8	21,3	21,6	23,5	21,6
Transportation and storage	6,5	7,5	6,4	9,5	5,8
Information and communication	3,0	2,9	3,2	1,9	2,4
Accommodation and food service activities	1,5	1,6	1,5	1,0	1,3
Real estate activities	2,8	2,3	2,7	3,0	3,5
Professional, scientific and technical activities	9,7	9,1	8,7	6,9	8,2
Administrative and support service activities	3,9	4,3	3,7	2,4	3,1
Education	0,4	0,4	1,0	0,6	0,7
Health care and social services	0,3	0,3	0,6	0,7	0,8
Arts, entertainment and recreation	1,1	1,1	1,3	0,8	0,8
Other service activities	1,7	1,7	1,3	1,8	3,2

Individual entrepreneurs (without farmers)

2.23 Number of registered individual entrepreneurs

	units				
	2011	2012	2013	2014	2015
Republic of Kazakhstan	954 506	968 288	1 086 460	1 178 503	991 963
Akmolinskaya	44 259	46 395	51 682	55 718	43 867
Aktubinskaya	40 240	38 319	43 172	48 253	41 956
Almatinskaya	91 058	109 053	124 715	124 240	76 001
Atyrauskaya	41 113	40 989	44 155	47 787	41 939
Zapadno-Kazakhstanskaya	30 756	32 210	36 099	38 321	34 036
Zhambylskaya	40 302	54 379	60 220	64 879	50 842
Karagandinskaya	65 894	69 744	75 408	81 663	72 385
Kostanaiskaya	57 732	56 280	62 843	67 719	54 897
Kyzylordinskaya	30 315	31 961	35 976	40 067	37 508
Mangistauskaya	34 011	34 911	39 680	44 005	41 814
Yuzhno-Kazakhstanskaya	138 352	98 172	115 174	131 172	116 547
Pavlodarskaya	40 603	38 860	40 359	41 481	38 695
Severo-Kazakhstanskaya	29 579	29 449	32 343	34 823	30 616
Vostochno-Kazakhstanskaya	90 800	98 804	110 309	118 185	86 777
Astana city	61 183	62 419	71 804	81 883	78 803
Almaty city	118 309	126 343	142 521	158 307	145 280

2.24 Number of registered individual entrepreneurs by economic activity

	units				
	2011	2012	2013	2014	2015
Total	954 506	968 288	1 086 460	1 178 503	991 963
Agriculture, forestry and fishing	1 028	111 761	112 450	115 850	29 368
Industry	21 639	23 792	26 269	29 980	28 810
Mining and quarrying	157	157	59	80	65
Manufacturing	20 760	22 869	25 431	28 980	27 802
Electricity, gas, steam and air conditioning	194	207	109	143	176
Water supply; sewerage, waste management and remediation activities	528	559	670	777	767
Construction	13 048	15 873	17 963	21 027	20 804
Wholesale and retail trade; repair of motor vehicles and motorcycles	580 303	441 024	508 361	539 822	484 076
Transportation and storage	98 079	103 649	111 985	120 846	98 984
Information and communication	7 268	9 255	31 324	11 759	10 946
Accommodation and food service activities	27 090	28 868	10 495	34 191	31 387
Real estate activities	49 095	56 713	64 848	73 572	68 537
Professional, scientific and technical activities	19 651	22 593	23 591	25 406	21 195
Administrative and support service activities	25 855	29 310	30 811	32 881	28 289
Education	2 361	3 709	4 407	5 432	5 879
Health care and social services	3 698	4 204	4 676	5 281	5 163
Arts, entertainment and recreation	6 604	7 289	7 932	8 825	8 079
Other service activities	98 787	110 248	131 348	153 631	150 446

2.25 Number of active individual entrepreneurs

units

	2011	2012	2013	2014	2015
Republic of Kazakhstan	589 640	573 618	660 262	694 759	882 849
Akmolinskaya	26 719	26 142	29 074	29 757	37 770
Aktubinskaya	27 885	27 949	31 047	32 806	38 828
Almatinskaya	56 288	47 243	48 110	49 357	65 508
Atyrauskaya	27 231	27 181	29 504	31 085	38 715
Zapadno-Kazakhstanskaya	22 178	22 509	24 674	25 627	30 884
Zhambylskaya	22 704	21 655	26 653	28 493	43 771
Karagandinskaya	45 097	46 596	53 368	55 419	65 266
Kostanaiskaya	34 176	33 131	36 733	37 600	49 569
Kyzylordinskaya	18 512	19 304	23 531	26 399	34 173
Mangistauskaya	23 634	24 743	29 379	32 055	39 253
Yuzhno-Kazakhstanskaya	63 076	49 144	65 042	70 179	102 174
Pavlodarskaya	25 649	24 711	27 653	28 553	34 064
Severo-Kazakhstanskaya	20 178	18 948	20 764	20 930	27 571
Vostochno-Kazakhstanskaya	55 122	53 286	59 861	62 068	74 467
Astana city	42 959	45 181	51 982	56 549	72 132
Almaty city	78 232	85 895	102 887	107 882	128 704

2.26 Number of active individual entrepreneurs by economic activity

units

	2011	2012	2013	2014	2015
Total	589 640	573 618	660 262	694 759	882 849
Agriculture, forestry and fishing	459	802	845	971	25 291
Industry	14 280	15 808	17 938	20 557	26 176
Mining and quarrying	84	69	51	62	57
Manufacturing	13 684	15 247	17 336	19 850	25 247
Electricity, gas, steam and air conditioning	140	135	86	118	169
Water supply; sewerage, waste management and remediation activities	372	357	465	527	703
Construction	8 342	9 782	12 061	13 961	18 365
Wholesale and retail trade; repair of motor vehicles and motorcycles	361 509	310 463	359 368	364 033	439 177
Transportation and storage	47 981	48 740	55 174	58 222	80 427
Information and communication	4 848	6 237	7 167	7 938	9 606
Accommodation and food service activities	18 019	19 245	21 124	22 881	26 795
Real estate activities	36 772	44 438	50 509	54 627	63 305
Professional, scientific and technical activities	12 367	13 291	15 058	15 851	17 862
Administrative and support service activities	16 158	16 872	19 146	20 416	24 343
Education	1 652	2 660	3 320	3 968	5 626
Health care and social services	2 746	3 251	3 558	3 920	4 910
Arts, entertainment and recreation	3 956	4 186	4 805	5 350	6 483
Other service activities	60 551	77 843	90 189	102 064	134 483

2.27 Number of occupied in individual entrepreneurship

	persons				
	2011	2012	2013	2014	2015
Republic of Kazakhstan	771 939	831 425	990 677	1 136 050	1 360 338
Akmolinskaya	39 082	40 704	44 744	50 785	59 903
Aktubinskaya	35 931	39 652	46 896	53 049	61 103
Almatinskaya	64 838	67 532	69 765	75 773	95 598
Atyrauskaya	32 805	35 169	42 857	50 616	58 637
Zapadno-Kazakhstanskaya	31 881	33 735	42 477	46 803	53 422
Zhambylskaya	25 794	27 433	34 462	40 094	56 489
Karagandinskaya	67 064	71 806	86 166	98 226	110 187
Kostanaiskaya	51 201	53 289	57 854	65 124	78 477
Kyzylordinskaya	20 601	22 330	29 674	36 338	44 398
Mangistauskaya	26 138	30 485	37 929	45 468	54 850
Yuzhno-Kazakhstanskaya	66 362	63 008	78 138	91 039	126 090
Pavlodarskaya	40 295	44 749	49 875	56 052	62 154
Severo-Kazakhstanskaya	33 301	37 466	37 204	40 403	47 542
Vostochno-Kazakhstanskaya	82 726	86 597	97 897	107 860	122 360
Astana city	53 066	60 904	81 790	100 212	119 813
Almaty city	100 856	116 566	152 953	178 208	209 315

2.28 Number of occupied in individual entrepreneurship by economic activity

	persons				
	2011	2012	2013	2014	2015
Total	771 939	831 425	990 677	1 136 050	1 360 338
Agriculture, forestry and fishing	9 161	1 151	1 337	1 874	26 124
Industry	29 017	34 692	19 627	46 711	54 651
Mining and quarrying	106	143	118	158	176
Manufacturing	28 039	33 541	37 953	45 128	52 768
Electricity, gas, steam and air conditioning	385	459	428	504	519
Water supply; sewerage, waste management and remediation activities	487	549	736	921	1 188
Construction	11 126	14 492	18 487	24 472	31 077
Wholesale and retail trade; repair of motor vehicles and motorcycles	467 204	450 587	535 545	583 251	671 049
Transportation and storage	50 908	61 693	68 927	83 098	107 236
Information and communication	5 275	7 178	9 471	12 166	14 467
Accommodation and food service activities	40 681	49 174	55 373	62 026	68 318
Real estate activities	41 699	54 679	67 140	83 110	95 756
Professional, scientific and technical activities	13 870	16 031	19 583	24 159	27 032
Administrative and support service activities	19 602	22 294	27 821	33 801	38 110
Education	2 171	3 641	5 056	7 463	10 673
Health care and social services	4 750	5 834	6 522	7 878	9 475
Arts, entertainment and recreation	4 915	6 154	7 077	8 927	10 197
Other service activities	71 561	103 825	129 106	157 114	196 173

2.29 Structure of occupied in individual entrepreneurship

	In percentages				
	2011	2012	2013	2014	2015
Republic of Kazakhstan	100,0	100,0	100,0	100,0	100,0
Akmolinskaya	5,1	4,9	4,5	4,5	4,4
Aktubinskaya	4,7	4,8	4,7	4,7	4,5
Almatinskaya	8,4	8,1	7,0	6,7	7,0
Atyrauskaya	4,2	4,2	4,3	4,5	4,3
Zapadno-Kazakhstanskaya	4,1	4,1	4,3	4,1	3,9
Zhambylskaya	3,3	3,3	3,5	3,5	4,1
Karagandinskaya	8,7	8,6	8,7	8,6	8,1
Kostanaiskaya	6,6	6,4	5,8	5,7	5,8
Kyzylordinskaya	2,7	2,7	3,0	3,2	3,3
Mangistauskaya	3,4	3,7	3,8	4,0	4,0
Yuzhno-Kazakhstanskaya	8,6	7,6	7,9	8,0	9,3
Pavlodarskaya	5,2	5,4	5,0	4,9	4,6
Severo-Kazakhstanskaya	4,3	4,5	3,8	3,6	3,5
Vostochno-Kazakhstanskaya	10,7	10,4	9,9	9,5	9,0
Astana city	6,9	7,3	8,3	8,8	8,8
Almaty city	13,1	14,0	15,4	15,7	15,4

2.30 Structure of occupied in individual entrepreneurship by economic activity

	In percentages				
	2011	2012	2013	2014	2015
Total	100,0	100,0	100,0	100,0	100,0
Agriculture, forestry and fishing	1,2	0,1	0,1	0,2	1,9
Industry	3,8	4,2	2,0	4,1	4,0
Mining and quarrying	0,0	0,0	0,0	0,0	0,0
Manufacturing	3,6	4,0	3,8	4,0	3,9
Electricity, gas, steam and air conditioning	0,0	0,1	0,0	0,0	0,0
Water supply; sewerage, waste management and remediation activities	0,1	0,1	0,1	0,1	0,1
Construction	1,4	1,7	1,9	2,1	2,3
Wholesale and retail trade; repair of motor vehicles and motorcycles	60,5	54,2	54,1	51,3	49,3
Transportation and storage	6,6	7,4	7,0	7,3	7,9
Information and communication	0,7	0,9	1,0	1,1	5,0
Accommodation and food service activities	5,3	5,9	5,6	5,5	1,1
Real estate activities	5,4	6,6	6,8	7,3	7,0
Professional, scientific and technical activities	1,8	1,9	2,0	2,1	2,0
Administrative and support service activities	2,5	2,7	2,8	3,0	2,8
Education	0,3	0,4	0,5	0,7	0,8
Health care and social services	0,6	0,7	0,7	0,7	0,7
Arts, entertainment and recreation	0,6	0,7	0,7	0,8	0,8
Other service activities	9,2	12,4	13,0	13,8	14,4

2.31 Output of products of individual entrepreneurship

mln. KZT

	2011	2012	2013	2014	2015
Republic of Kazakhstan	675 104	754 366	949 816	972 670	1 518 237
Akmolinskaya	27 613	32 987	37 520	39 334	77 403
Aktubinskaya	34 908	38 289	45 033	45 395	55 162
Almatinskaya	33 965	35 817	45 400	47 449	92 864
Atyrauskaya	40 099	43 658	52 700	57 547	87 966
Zapadno-Kazakhstanskaya	43 610	44 306	50 300	51 617	83 309
Zhambylskaya	16 086	16 577	21 500	24 350	39 447
Karagandinskaya	49 578	57 721	71 078	67 151	101 887
Kostanaiskaya	41 805	47 272	54 600	56 597	64 811
Kyzylordinskaya	14 341	16 324	22 200	21 358	30 437
Mangistauskaya	31 036	33 005	41 408	43 437	57 662
Yuzhno-Kazakhstanskaya	35 794	39 541	55 916	63 958	107 552
Pavlodarskaya	33 804	39 257	47 100	46 496	51 238
Severo-Kazakhstanskaya	31 074	33 742	40 018	36 549	42 366
Vostochno-Kazakhstanskaya	59 028	64 668	73 700	69 722	87 204
Astana city	60 277	72 173	102 343	108 134	197 655
Almaty city	122 086	139 030	189 000	193 576	341 274

2.32 Output of products of individual entrepreneurs by economic activity

mln. KZT

	2011	2012	2013	2014	2015
Total	675 104	754 366	949 816	972 670	1 518 237
Agriculture, forestry and fishing	510	2 202	1 470	1 954	2 595
Industry	24 799	29 663	36 893	40 908	60 565
Mining and quarrying	200	279	339	701	771
Manufacturing	23 950	28 572	35 655	39 240	58 284
Electricity, gas, steam and air conditioning	285	328	305	321	421
Water supply; sewerage, waste management and remediation activities	364	484	595	646	1 089
Construction	11 540	16 777	23 796	25 745	39 502
Wholesale and retail trade; repair of motor vehicles and motorcycles	403 995	388 034	473 951	489 558	710 202
Transportation and storage	42 823	59 436	74 152	75 539	103 698
Information and communication	4 438	6 261	10 611	8 347	12 853
Accommodation and food service activities	21 043	28 713	36 443	36 288	60 990
Real estate activities	65 858	86 200	113 023	113 311	233 172
Professional, scientific and technical activities	11 157	16 055	20 158	19 191	32 883
Administrative and support service activities	27 252	33 681	43 087	41 385	75 308
Education	834	1 659	2 242	2 603	5 086
Health care and social services	1 607	2 130	2 586	2 958	4 690
Arts, entertainment and recreation	7 221	8 031	9 750	7 652	9 087
Other service activities	52 027	75 524	101 654	107 231	167 606

2.33 Structure of output of products by individual entrepreneurs

	In percentages				
	2011	2012	2013	2014	2015
Republic of Kazakhstan	100,0	100,0	100,0	100,0	100,0
Akmolinskaya	4,1	4,4	4,0	4,0	5,1
Aktubinskaya	5,2	5,1	4,7	4,7	3,6
Almatinskaya	5,0	4,7	4,8	4,9	6,1
Atyrauskaya	5,9	5,8	5,5	5,9	5,8
Zapadno-Kazakhstanskaya	6,5	5,9	5,3	5,3	5,5
Zhambylskaya	2,4	2,2	2,3	2,5	2,6
Karagandinskaya	7,3	7,7	7,5	6,9	6,7
Kostanaiskaya	6,2	6,3	5,7	5,8	4,3
Kyzylordinskaya	2,1	2,2	2,3	2,2	2,0
Mangistauskaya	4,6	4,4	4,4	4,5	3,8
Yuzhno-Kazakhstanskaya	5,3	5,2	5,9	6,6	7,1
Pavlodarskaya	5,0	5,2	5,0	4,8	3,4
Severo-Kazakhstanskaya	4,6	4,5	4,2	3,8	2,8
Vostochno-Kazakhstanskaya	8,7	8,6	7,8	7,2	5,7
Astana city	8,9	9,6	10,8	11,1	13,0
Almaty city	18,1	18,4	19,9	19,9	22,5

2.34 Structure of output of products by individual entrepreneurs by economic activity

	In percentages				
	2011	2012	2013	2014	2015
Total	100,0	100,0	100,0	100,0	100,0
Agriculture, forestry and fishing	0,1	0,3	0,2	0,2	0,2
Industry	3,7	3,9	3,9	4,2	4,0
Mining and quarrying	0,0	0,0	0,0	0,1	0,1
Manufacturing	3,5	3,8	3,8	4,0	3,8
Electricity, gas, steam and air conditioning	0,0	0,0	0,0	0,0	0,0
Water supply; sewerage, waste management and remediation activities	0,1	0,1	0,1	0,1	0,1
Construction	1,7	2,2	2,5	2,6	2,6
Wholesale and retail trade; repair of motor vehicles and motorcycles	59,8	51,4	49,9	50,3	46,8
Transportation and storage	6,3	7,9	7,8	7,8	6,8
Information and communication	0,7	0,8	1,1	0,9	0,8
Accommodation and food service activities	3,1	3,8	3,8	3,7	4,0
Real estate activities	9,8	11,4	11,9	11,6	15,4
Professional, scientific and technical activities	1,7	2,1	2,1	2,0	2,2
Administrative and support service activities	4,0	4,5	4,5	4,3	5,0
Education	0,1	0,2	0,2	0,3	0,3
Health care and social services	0,2	0,3	0,3	0,3	0,3
Arts, entertainment and recreation	1,1	1,1	1,0	0,8	0,6
Other service activities	7,7	10,0	10,7	11,0	11,0

Peasant (farm) enterprises (PFE)

2.35 Number of registered PFE

	units				
	2011	2012	2013	2014	2015
Republic of Kazakhstan	200 076	189 481	189 168	192 038	188 848
Akmolinskaya	4 436	3 838	3 939	4 308	3 794
Aktubinskaya	4 286	4 254	4 315	4 581	4 364
Almatinskaya	53 480	52 455	46 386	47 198	50 116
Atyrauskaya	1 722	1 779	1 654	1 860	1 959
Zapadno-Kazakhstanskaya	4 069	4 008	4 054	3 994	4 519
Zhambylskaya	16 356	16 601	16 630	16 687	16 022
Karagandinskaya	6 769	5 800	5 560	6 991	6 902
Kostanaiskaya	6 332	6 101	6 013	5 959	4 837
Kyzylordinskaya	2 507	2 570	2 679	2 775	2 839
Mangistauskaya	1 205	1 127	1 058	1 322	1 256
Yuzhno-Kazakhstanskaya	76 234	69 625	76 746	76 054	68 588
Pavlodarskaya	3 858	3 290	3 749	3 822	3 619
Severo-Kazakhstanskaya	3 075	3 116	3 121	3 066	2 857
Vostochno-Kazakhstanskaya	15 686	14 862	13 242	12 830	16 771
Astana city	14	13	11	10	7
Almaty city	47	42	11	581	398

2.36 Number of active PFE

	units				
	2011	2012	2013	2014	2015
Republic of Kazakhstan	182 986	164 856	158 583	152 697	181 154
Akmolinskaya	3 860	3 369	3 418	3 553	3 533
Aktubinskaya	4 144	4 239	4 297	4 198	4 220
Almatinskaya	52 452	49 439	44 776	43 657	45 263
Atyrauskaya	1 500	1 712	1 532	1 586	1 928
Zapadno-Kazakhstanskaya	3 698	3 631	3 640	3 637	4 344
Zhambylskaya	15 527	15 218	15 360	15 409	15 788
Karagandinskaya	6 191	5 094	4 974	5 764	6 555
Kostanaiskaya	5 441	4 998	4 899	4 804	4 641
Kyzylordinskaya	1 240	1 361	1 434	1 621	2 791
Mangistauskaya	945	907	833	778	1 218
Yuzhno-Kazakhstanskaya	66 954	55 559	55 345	50 295	68 407
Pavlodarskaya	3 175	2 714	2 944	3 211	3 355
Severo-Kazakhstanskaya	2 777	2 649	2 881	2 474	2 823
Vostochno-Kazakhstanskaya	15 070	13 955	12 234	11 684	15 913
Astana city	1	5	5	9	4
Almaty city	11	6	11	17	371

2.37 Number of occupied in PFE

	persons				
	2011	2012	2013	2014	2015
Republic of Kazakhstan	426 527	375 836	346 915	309 377	286 541
Akmolinskaya	11 209	8 102	7 540	7 551	6 676
Aktubinskaya	10 274	9 813	9 815	8 815	8 766
Almatinskaya	115 368	104 870	101 403	84 393	78 433
Atyrauskaya	3 597	3 007	2 811	2 447	2 470
Zapadno-Kazakhstanskaya	9 264	8 608	8 321	7 823	7 731
Zhambylskaya	57 621	48 862	46 730	43 504	33 293
Karagandinskaya	20 973	17 941	15 284	14 224	12 953

	2011	2012	2013	2014	Continued 2015
Kostanaiskaya	11 399	10 717	10 211	9 981	9 198
Kyzylordinskaya	3 174	3 274	3 653	4 177	4 484
Mangistauskaya	1 385	1 244	1 204	1 035	1 226
Yuzhno-Kazakhstanskaya	140 440	121 880	104 628	92 839	91 830
Pavlodarskaya	7 451	6 451	6 603	7 045	6 602
Severo-Kazakhstanskaya	7 158	5 448	5 237	5 125	2 811
Vostochno-Kazakhstanskaya	27 163	25 590	23 446	20 388	20 057
Astana city	4	6	6	8	4
Almaty city	53	47	23	22	7

2.38 Structure of occupied in PFE

	2011	2012	2013	2014	In percentage 2015
Republic of Kazakhstan	100,0	100,0	100,0	100,0	100,0
Akmolinskaya	2,6	2,2	2,2	2,4	2,3
Aktubinskaya	2,4	2,6	2,8	2,8	3,1
Almatinskaya	27,0	27,9	29,2	27,3	27,4
Atyrauskaya	0,8	0,8	0,8	0,8	0,9
Zapadno-Kazakhstanskaya	2,2	2,3	2,4	2,5	2,7
Zhambylskaya	13,5	13,0	13,5	14,1	11,6
Karagandinskaya	4,9	4,8	4,4	4,6	4,5
Kostanaiskaya	2,7	2,9	2,9	3,2	3,2
Kyzylordinskaya	0,7	0,9	1,1	1,4	1,6
Mangistauskaya	0,3	0,3	0,3	0,3	0,4
Yuzhno-Kazakhstanskaya	32,9	32,4	30,2	30,0	32,0
Pavlodarskaya	1,7	1,7	1,9	2,3	2,3
Severo-Kazakhstanskaya	1,7	1,4	1,5	1,7	1,0
Vostochno-Kazakhstanskaya	6,4	6,8	6,8	6,6	7,0
Astana city	0,0	0,0	0,0	0,0	0,0
Almaty city	0,0	0,0	0,0	0,0	0,0

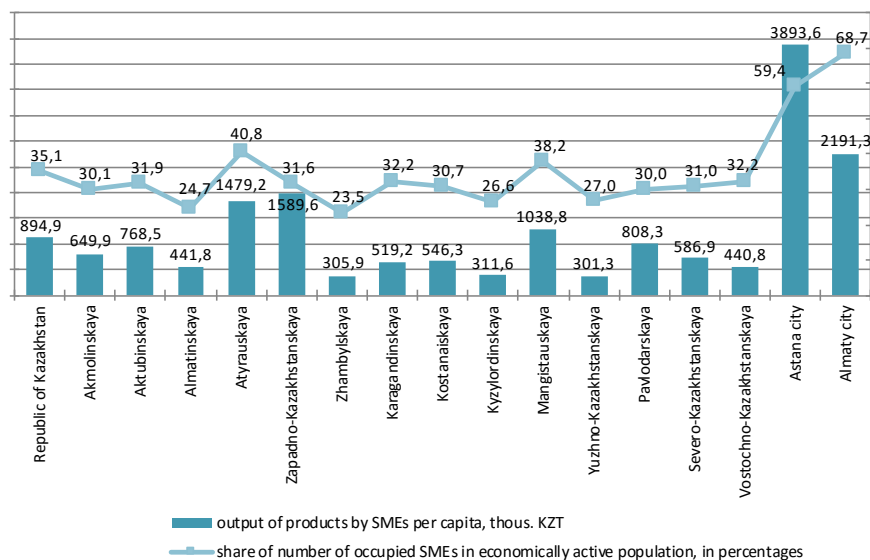
2.39 Output of products of PFE

	2011	2012	2013	2014	mln. KZT 2015
Republic of Kazakhstan	586 424	549 284	734 399	786 084	904 543
Akmolinskaya	32 727	19 335	38 596	37 236	40 894
Aktubinskaya	27 156	21 645	31 818	33 260	36 924
Almatinskaya	102 859	130 338	141 517	162 433	185 558
Atyrauskaya	5 983	7 437	9 425	12 565	15 123
Zapadno-Kazakhstanskaya	28 177	22 968	28 110	33 051	32 452
Zhambylskaya	34 476	33 941	52 641	68 703	86 749
Karagandinskaya	40 153	39 935	53 986	52 508	66 408
Kostanaiskaya	77 126	29 138	55 776	54 141	63 160
Kyzylordinskaya	5 720	6 368	7 206	10 143	15 521
Mangistauskaya	1 827	2 464	2 679	2 633	4 015
Yuzhno-Kazakhstanskaya	81 230	104 078	122 828	133 922	144 751
Pavlodarskaya	31 596	23 230	45 347	39 646	51 805
Severo-Kazakhstanskaya	58 176	34 988	42 625	47 169	54 282
Vostochno-Kazakhstanskaya	59 192	73 403	101 803	98 492	106 777
Astana city	8	14	41,5	28	28
Almaty city	18	0	0	154	96

2.40 Structure of output of products by PFE

	In percentages				
	2011	2012	2013	2014	2015
Republic of Kazakhstan	100,0	100,0	100,0	100,0	100,0
Akmolinskaya	5,6	3,5	5,3	4,7	4,5
Aktubinskaya	4,6	3,9	4,3	4,2	4,1
Almatinskaya	17,5	23,7	19,3	20,7	20,5
Atyrauskaya	1,0	1,4	1,3	1,6	1,7
Zapadno-Kazakhstanskaya	4,8	4,2	3,8	4,2	3,6
Zhambylskaya	5,9	6,2	7,2	8,7	9,6
Karagandinskaya	6,8	7,3	7,4	6,7	7,3
Kostanaiskaya	13,2	5,3	7,6	6,9	7,0
Kyzylordinskaya	1,0	1,2	1,0	1,3	1,7
Mangistauskaya	0,3	0,4	0,4	0,3	0,5
Yuzhno-Kazakhstanskaya	13,9	18,9	16,7	17,0	16,0
Pavlodarskaya	5,4	4,2	6,2	5,0	5,7
Severo-Kazakhstanskaya	9,9	6,4	5,8	6,0	6,0
Vostochno-Kazakhstanskaya	10,1	13,4	13,9	12,5	11,8
Astana city	0,0	0,0	0,0	0,0	0,0
Almaty city	0,0	0,0	0,0	0,0	0,0

Socially significant indicators of SMEs in 2015



Brief methodological explanations

For small and medium-sized enterprises are legal entities, individual entrepreneurs and peasant or farm enterprises, whose activities are regulated by the Entrepreneurial Code of the Republic of Kazakhstan.

For small businesses are individual entrepreneurs without a legal entity and legal entities engaged in entrepreneurship, with an average annual number of employees not more than a hundred people, and the average annual income of not more than trehsottysyachekratnogo monthly calculation index established by the law on the national budget and applicable as of January 1 of the corresponding fiscal year.

To the subjects of medium-entre-ment are individual entrepreneurs and legal entities engaged in business not related to small and large businesses.

Individual enterprise is independent, enterprising activity of citizens of the Republic of Kazakhstan, oralmans, aimed at obtaining net income, based on the property of individuals themselves and carried out on behalf of individuals, their risk and their financial responsibility.

Peasant or farm enterprises is recognized association of persons in which the exercise of individual enterprise is inextricably linked with the use of agricultural land for agricultural production as well as processing and marketing of these products.

Type of economic activity - an activity in which the equipment, labor, manufacturing processes, information networks and products are combined, leading to the creation of a homogeneous product (goods and services). Type of economic activity is characterized by expenditures, production process and output. Each registered small business entity assigned to the economic activity that provides the greatest increase in value added, ie, it is the principal.

Output of products - the cost of all produced goods and rendered services in manufacturer price.

«Small and medium enterprises in the Republic of Kazakhstan» / Statistical Yearbook / Astana city, 2016

Responsible for release
Division of structural statistics
Head of the division
Misyura M.V.
tel. +7 7172 74 93 12

Printed LLP «Keremet Baspa Yi»
Address: Astana Siley str. 30, office 5
tel. +7 7172 331384